



Desired Property

534 west 42nd street

Rent Amount

\$8,500.00

Unit Number

ph

Desired Move In Date

Apr 1, 2025

Desired Lease Term

24 months

Showing Agent

(blank)

Referred By

(blank)

Your Information

Name

Benyomin Murik

Former Name

Benyomin Murik

Phone

(732) 998-3863

Email

bennymurik@gmail.com

SSN

145-98-0505

Date of Birth

Oct 23, 1995

Driver's License

FL XXXX-XXX-XX-X83-0

Current Address

Type

Own

Address

1040 N southlake dr
Hollywood, FL 33019
US

Reason for Moving

2nd home

Moved In Date

Jun 2021

Employment Status

Employed

Current Employer

Kind

Full Time

Self-Employed

Yes

Employer

Franklin funding group llc

Address

2875 NE 191st St
Aventura, FL 33180
US

Position

owner

Income

\$3,500,000.00 per year

Start Date

Sep 2016

Other Sources of Income

None provided

Pets

Applicant indicated they don't have any.

Emergency Contacts

Name

steve reich

Phone

(646) 531-4440

Relationship

friend

Email

tzviray21@gmail.com

Other Questions

Have you ever had an eviction file on you?

No

Have you broken a lease or been asked to move out?

No

Have you been convicted of any crime?

No

Have you declared Bankruptcy?

No



Background Screening Report

TenantSafe - Applicantsafe

P.O. Box 1195

Jackson, NJ 08527

Phone: 800-498-3200

Fax: 800-596-5594

FILE NUMBER 2334051
REPORT TO Five Stone NYC (AA-100108)
147 Prince St
Brooklyn, NY 11201
Phone: (347) 764-2653
Fax: -

REPORT DATE 02-24-2025
ORDER DATE 02-24-2025 Quick Lease Pro - XML
REFERENCE 534 west 42nd street
TYPE Standard Tenant Report

Application Information

APPLICANT	MURIK, BENYOMIN	SSN	XXX-XX-0505	DOB	10-23-XXXX
DRIVERS LICENSE	FL - m620XXXXXXXXX	PHONE NUMBER	7329983863		
E-MAIL	bennymurik@gmail.com				
ADDRESS(ES)	1040 N SOUTHLAKE DR	CITY / STATE / ZIP	Hollywood, FL 33019		

Credit

Address Comparison

	ADDRESS	REPORTED
	1040 N SOUTHLAKE DR HOLLYWOOD, FL 33019	02/24/25
APPLICANT	TU 1040 N SOUTHLAKE DR , HOLLYWOOD, FL 33019	2021-08
APPLICANT	TU 23 SHONNY DR , LAKEWOOD, NJ 08701	2019-10

Personal Information Comparison

	NAME	SOC SEC	DOB	AKA
APPLICANT	MURIK, BENYOMIN	XXX-XX-0505	10/23/XXXX	
TU	MURIK, BENYOMIN	MATCH	10/23/XX	BENYOMIN MURIK DOB: 10/23/XX
		MATCH		

SOCIAL SECURITY FRAUD SEARCH

MURIK, BENYOMIN

TU TRANSUNION FRAUD ALERT: EXTENDED FRAUD ALERT ON FILE. VERIFY CONSUMER IDENTITY BEFORE ISSUING CREDIT.

Variations

Employment Comparison

COMPANY	POSITION	REPORTED
NO EMPLOYERS DEVELOPED		

Credit Summary

TOTAL TRADELINES	14	30 DAYS LATE	0
CURRENTLY SATISFACTORY	14	60 DAYS LATE	0
CURRENTLY DELINQUENT	0	90 DAYS LATE	0
PREVIOUSLY DELINQUENT	0	NEWEST TRADE	06/04/24
COLLECTION/CHR OFFS	0 / 0	OLDEST TRADE	07/01/13
PUBLIC RECORDS	0	INQUIRIES	3

Financial Summary

#	PAYMENT	TTL BALANCE	PAST DUE	UTILIZATION	
MORTGAGE 0	\$0	\$0	\$0	0%	PROPOSED RENT 8500

Warning; Use careful judgment the past due column of this financial summary may possibly combine amounts of an original creditor with amounts from a collection agency collecting for the original creditor. A single debt could be included as a trade amount and with the collection agency. In a few cases, this single debt can appear as a judgment in the public records section, as well.

APPLICANT	BUREAU	DATE	RESULT
APPLICANT	TRANSUNION	02/24/25 09:02:10 AM	RECORD FOUND

754 - TRANSUNION/VANTAGESCORE 4.0	BENYOMIN MURIK	XXX-XX-0505
<ul style="list-style-type: none"> - LACK OF REAL ESTATE SECURED LOAN INFORMATION (CODE 68) - BALANCES ON PERSONAL INSTALLMENT ACCTS TOO HIGH COMPARED TO LOAN AMTS (CODE 50) - TOO MANY BANKCARDS WITH A HIGH BALANCE (CODE 21) - BALANCES ON BANKCARDS ARE TOO HIGH COMPARED WITH CREDIT LIMITS (CODE 29) - INQUIRIES IMPACTED THE CREDIT SCORE (CODE FA) 		

Credit History

Remarks: FLEXIBLE SPENDING CREDIT CARD

CAPITAL ONE	08/06/14 48	02/03/25 2025-01	\$2450	\$31	\$0	0	0	0	REV MIN \$25	AS AGREED	B
AMEX	07/02/13 48	03/26/18	\$11500	\$0	\$0	0	0	0	REV \$0	AS AGREED	T
Remarks: CLOSED											
BK OF AMER	07/30/21 28	12/05/23 2023-12	\$62439	\$0	\$0	0	0	0	AUTO 60 \$0	AS AGREED	B
Remarks: CLOSED											
CAPITAL ONE	09/06/17 48	02/03/25 2024-11	\$600	\$0	\$0	0	0	0	REV \$0	AS AGREED	B
CBNA	05/14/15 48	12/11/19 2018-05	\$1900	\$0	\$0	0	0	0	REV \$0	AS AGREED	B
Remarks: ACCOUNT CLOSED BY CREDIT GRANTOR											
MB FIN SVCS	12/21/22 02	03/31/23 2023-03	\$186013	\$0	\$0	0	0	0	AUTO 72 \$0	AS AGREED	B
Remarks: CLOSED											

ECOA KEY: B = BORROWER; C = CO-BORROWER; S = SHARED; J = JOINT; U = UNDESIGNATED; A = AUTHORIZED USER

Public Records

NO PUBLIC RECORDS DEVELOPED

Prior Inquiries

CREDITOR	INQUIRY TYPE	DATE	SRC	KIND OF BUSINESS	ECOA
FM HOME LOAN	ALL	12/18/24	TU	Finance, non-personal	
HONDA OF TOM	ALL	05/18/23	TU	Automotive	
MB FIN SVCS	ALL	03/20/23	TU	Finance, personal	

Source Information

Creditors

CREDITOR	SUB CODE	ADDRESS	PHONE
NO CREDITORS DEVELOPED			

Comments

*** End of Credit Report ***

Investigative

National Housing Court Records Search

RESULTS	No Reportable Records Found		
NAME SEARCHED	MURIK, BENYOMIN	SEARCH DATE	02-24-2025 10:02 AM MST
JURISDICTION	NATIONWIDE	SEARCH SCOPE	

NOTICE: The search you have selected is of eviction database(s). The database(s) does not contain 100% coverage of all eviction records in all jurisdictions and/or sources. Further, records available for inclusion in the database(s) vary from time to time. We cannot guarantee that any or all records regarding the subject of the search will be in the database(s) at the time of the search. Coverage details are available upon request from TenantSafe - Applicantsafe.

Disclaimer

This report is furnished to you pursuant to the Agreement for Service between the parties and in compliance with the Fair Credit Reporting Act. This report is furnished based upon your certification that you have a permissible purpose to obtain the report. The information contained herein was obtained in good faith from sources deemed reliable, but the completeness or accuracy is not guaranteed.

*** End Of Report ***

Primary Account: 6CL-20368

BENYOMIN MURIK
PLEGGED TO ML LENDER
1040 N SOUTHLAKE DR
HOLLYWOOD FL 33019-1633

If you have questions on your statement,
call 24-Hour Assistance:
(800) MERRILL
(800) 637-7455
Access Code: 83-625-20368

Investment Advice and Guidance:
Call Your Financial Advisor

Your Financial Advisor:
THORNDYKE GROUP
110 N WACKER DRIVE 17TH FLOOR
CHICAGO IL 60606
1-800-999-6820

Up-to-date account information can be viewed
at: www.mymerrill.com, where your statements
are archived for three or more years.

Questions about MyMerrill? Click the "help" tab
at the top of the screen once you log in.

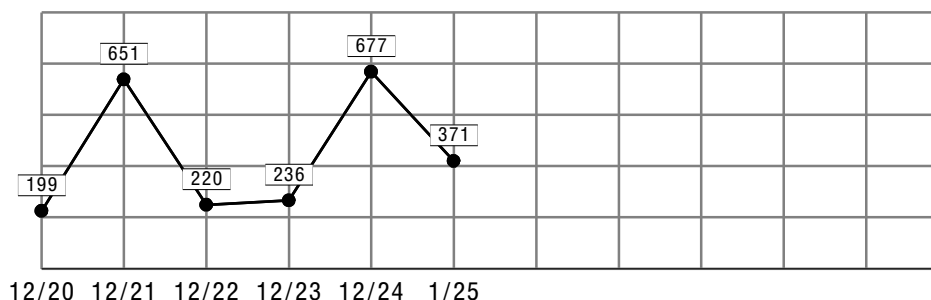
WEALTH MANAGEMENT REPORT

January 01, 2025 - January 31, 2025

PORTFOLIO SUMMARY

	January 31	December 31	Month Change
Net Portfolio Value	\$ 371,034.48	\$ 677,037.84	(\$ 306,003.36) ▼
Your assets	\$ 371,034.48	\$ 677,037.84	(\$ 306,003.36) ▼
Your liabilities	-	-	
Your Net Cash Flow (Inflows/Outflows)	(\$ 320,367.21)	(\$ 333,290.60)	
Securities You Transferred In/Out	-	-	
Subtotal Net Contributions	(\$ 320,367.21)	(\$ 333,290.60)	
Your Dividends/Interest Income	\$ 483.25	\$ 3,173.03	
Your Market Gains/(Losses)	\$ 13,880.60	(\$ 9,222.62)	
Subtotal Investment Earnings	\$ 14,363.85	(\$ 6,049.59)	

Total Value (Net Portfolio Value plus Assets Not Held/Valued By MLPF&S, if any) in thousands, 2020-2025



YOU MAY HAVE UNTIL THE TAX FILING DEADLINE TO MAKE A 2024

IRA contribution. If you earned income in 2024 and have not made an IRA contribution for 2024, you generally have until the tax filing deadline to make your contribution. Call your financial advisor today for details.

Merrill Lynch, Pierce, Fenner & Smith Incorporated (also referred to as "MLPF&S" or "Merrill") makes available certain investment products sponsored, managed, distributed or provided by companies that are affiliates of Bank of America Corporation (BoFA Corp). MLPF&S is a registered broker-dealer, Member SIPC and a wholly owned subsidiary of BoFA Corp.

Investment products: **Are Not FDIC Insured** **Are Not Bank Guaranteed** **May Lose Value**

Primary Account: 6CL-20368

24-Hour Assistance: (800) MERRILL
Access Code: 83-625-20368

January 01, 2025 - January 31, 2025

■ YOUR ACCOUNTS

	Account No.	Account Type/Managing Firm	January 31	December 31	Page
■ INVESTMENTS & CASH MANAGEMENT					
Dynamic Value Agg	6CL-20368	CMA/Investment Advisory Program*	307,361.45	293,768.68	8
Ben Cash PD	6CL-20495	CMA	63,672.45	383,266.75	18
MULN	6CL-23146	CMA	0.29	1.21	23
Subtotal			371,034.19	677,036.64	
* Accounts denoted with an asterisk are pledged to an LMA account. Not all pledged collateral accounts may be included in this statement link.					
■ RETIREMENT					
BEN ROTH	6CL-23972	RRA	0.29	1.20	0
■ CREDIT & LENDING					
LMA	6CL-22414	LMA	0.00	0.00	26
Available Credit: 196,812.89					
■ ESTATE PLANNING SERVICES					
Gifting assets to a trust may help you minimize gift and estate taxes. Ask your financial advisor how.					
■ SOLUTIONS FOR BUSINESS					
Consider a Working Capital Management Account® to help manage business cash flow. Talk to your advisor.					
■ EQUITY COST BASIS					
					CB Page
Dynamic Value Agg	6CL-20368	CMA/Investment Advisory Program*			1
MULN	6CL-23146	CMA			6
BEN ROTH	6CL-23972	RRA			0

■ Your account statement is enrolled in electronic delivery viewable on www.mymerrill.com

0 A detailed statement for this account is enclosed on a quarterly basis only. Your account statement is enrolled in electronic delivery viewable on www.mymerrill.com

Primary Account: 6CL-20368

24-Hour Assistance: (800) MERRILL
Access Code: 83-625-20368

January 01, 2025 - January 31, 2025

■ YOUR ACCOUNTS (continued)

Account No.	Account Type/Managing Firm	January 31	December 31	Page
<p><i>All brokerage accounts are held at Merrill Lynch, Pierce, Fenner & Smith Incorporated, Member SIPC. Bank deposits are held at Merrill Lynch affiliated banks or other depository institutions and are covered by FDIC insurance up to applicable limits. They are not protected by SIPC, see the section titled "Coverage for Your Account" on the second to last page of your statement for more information.</i></p> <p><i>These summary reports are provided for informational purposes only and contain information from accounts linked for delivery in a single package. The underlying accounts may have different owners and use of "you" or "your" in these reports refer to all owners. The enclosed separate account statements are the official record for each account.</i></p>				

Primary Account: 6CL-20368

BENYOMIN MURIK
PLEGDED TO ML LENDER
1040 N SOUTHLAKE DR
HOLLYWOOD FL 33019-1633

If you have questions on your statement,
call 24-Hour Assistance:
(800) MERRILL
(800) 637-7455
Access Code: 83-625-20368

Investment Advice and Guidance:
Call Your Financial Advisor

Your Financial Advisor:
THORNDYKE GROUP
110 N WACKER DRIVE 17TH FLOOR
CHICAGO IL 60606
1-800-999-6820

Up-to-date account information can be viewed
at: www.mymerrill.com, where your statements
are archived for three or more years.

Questions about MyMerrill? Click the "help" tab
at the top of the screen once you log in.

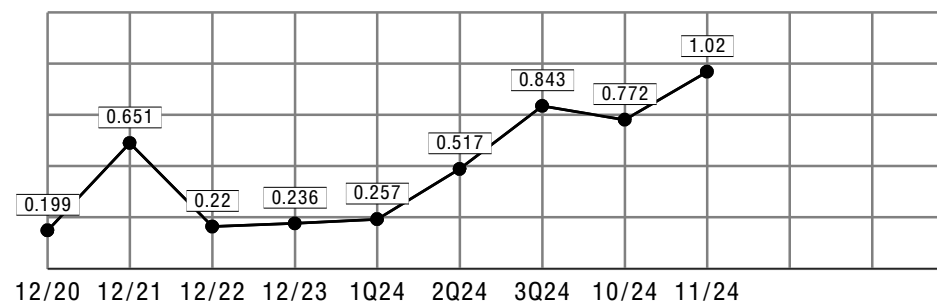
WEALTH MANAGEMENT REPORT

November 01, 2024 - November 29, 2024

PORTFOLIO SUMMARY

	November 29	October 31	Month Change
Net Portfolio Value	\$ 1,016,378.03	\$ 771,990.42	\$ 244,387.61 ▲
Your assets	\$ 1,016,378.03	\$ 771,990.42	\$ 244,387.61 ▲
Your liabilities	-	-	
Your Net Cash Flow (Inflows/Outflows)	\$ 224,641.30	(\$ 75,479.42)	
Securities You Transferred In/Out	-	-	
Subtotal Net Contributions	\$ 224,641.30	(\$ 75,479.42)	
Your Dividends/Interest Income	\$ 2,884.87	\$ 1,909.53	
Your Market Gains/(Losses)	\$ 16,861.44	-	
Subtotal Investment Earnings	\$ 19,746.31	\$ 1,909.53	

Total Value (Net Portfolio Value plus Assets Not Held/Valued By MLPF&S, if any) in millions, 2020-2024



STAY AHEAD OF FRAUD DURING THE HOLIDAYS

Criminals will increase their fraud & scam attempts during this busy season. Learn about different scam types at: <https://www.ml.com/articles/whats-trending.html>. If you have questions or concerns, please contact your advisor or call 1.800.MERRILL.

Merrill Lynch, Pierce, Fenner & Smith Incorporated (also referred to as "MLPF&S" or "Merrill") makes available certain investment products sponsored, managed, distributed or provided by companies that are affiliates of Bank of America Corporation (BoFA Corp). MLPF&S is a registered broker-dealer, Member SIPC and a wholly owned subsidiary of BoFA Corp.

Investment products: **Are Not FDIC Insured** **Are Not Bank Guaranteed** **May Lose Value**

Primary Account: 6CL-20368

24-Hour Assistance: (800) MERRILL
Access Code: 83-625-20368

November 01, 2024 - November 29, 2024

■ YOUR ACCOUNTS

	Account No.	Account Type/Managing Firm	November 29	October 31	Page
■ INVESTMENTS & CASH MANAGEMENT					
Dynamic Value Agg	6CL-20368	CMA/Investment Advisory Program*	302,427.18	285,602.41	8
Ben Cash PD	6CL-20495	CMA	713,945.47	486,383.91	20
MULN	6CL-23146	CMA	2.69	2.05	24
Subtotal			1,016,375.34	771,988.37	
* Accounts denoted with an asterisk are pledged to an LMA account. Not all pledged collateral accounts may be included in this statement link.					
■ RETIREMENT					
BEN ROTH	6CL-23972	RRA	2.69	2.05	0
■ CREDIT & LENDING					
LMA	6CL-22414	LMA	0.00	0.00	27
Available Credit: 193,920.41					
■ ESTATE PLANNING SERVICES					
Charitable giving can build greater purpose for your wealth. Your advisor can help you create a philanthropic plan.					
■ SOLUTIONS FOR BUSINESS					
Consider a Working Capital Management Account® to help manage business cash flow. Talk to your advisor.					
■ EQUITY COST BASIS					
					CB Page
Dynamic Value Agg	6CL-20368	CMA/Investment Advisory Program*			1
MULN	6CL-23146	CMA			6
BEN ROTH	6CL-23972	RRA			0

■ Your account statement is enrolled in electronic delivery viewable on www.mymerrill.com

0 A detailed statement for this account is enclosed on a quarterly basis only. Your account statement is enrolled in electronic delivery viewable on www.mymerrill.com

Primary Account: 6CL-20368

24-Hour Assistance: (800) MERRILL
Access Code: 83-625-20368

November 01, 2024 - November 29, 2024

■ YOUR ACCOUNTS (continued)

Account No.	Account Type/Managing Firm	November 29	October 31	Page
-------------	----------------------------	-------------	------------	------

All brokerage accounts are held at Merrill Lynch, Pierce, Fenner & Smith Incorporated, Member SIPC. Bank deposits are held at Merrill Lynch affiliated banks or other depository institutions and are covered by FDIC insurance up to applicable limits. They are not protected by SIPC, see the section titled "Coverage for Your Account" on the second to last page of your statement for more information.

These summary reports are provided for informational purposes only and contain information from accounts linked for delivery in a single package. The underlying accounts may have different owners and use of "you" or "your" in these reports refer to all owners. The enclosed separate account statements are the official record for each account.

Primary Account: 6CL-20368

24-Hour Assistance: (800) MERRILL
Access Code: 83-625-20368

■ YOUR BALANCE SHEET (for your Merrill accounts)

November 01, 2024 - November 29, 2024

ASSETS

	<i>November 29</i>	<i>October 31</i>
Cash/Money Accounts	716,771.62	489,163.38
Fixed Income	-	-
Equities	273,207.49	256,604.28
Mutual Funds	26,398.92	26,222.76
Options	-	-
Other	-	-
<i>Subtotal (Long Portfolio)</i>	1,016,378.03	771,990.42
TOTAL ASSETS	\$ 1,016,378.03	\$ 771,990.42

LIABILITIES

Margin Loan/Debit Balance	-	-
Short Market Value	-	-
<i>Subtotal</i>	-	-
NET PORTFOLIO VALUE	\$ 1,016,378.03	\$ 771,990.42

OTHER LIABILITIES (not included in Net Portfolio Value)

Loan Management Account ⁽¹⁾	-	-
Mortgages	-	-
Home Equity Loans	-	-
Business Loans	-	-
<i>Subtotal</i>	-	-
TOTAL LIABILITIES	-	-

⁽¹⁾ Secured by assets in a Merrill account

CASH FLOW

	<i>This Report</i>	<i>Year to Date</i>
Opening Cash/Money Accounts	\$ 489,163.38	
CREDITS		
Funds Received	-	-
Electronic Transfers	500,000.00	2,650,000.00
Other Credits	-	2,825.46
<i>Subtotal</i>	500,000.00	2,652,825.46
DEBITS		
Electronic Transfers	(275,000.00)	(1,950,000.00)
Margin Interest Charged	-	-
Other Debits	(1.70)	(2,732.89)
Visa Purchases	-	-
ATM/Cash Advances	-	-
Checks Written/Bill Payment	-	-
Advisory and other fees	(357.00)	(3,679.39)
<i>Subtotal</i>	(275,358.70)	(1,956,412.28)
Net Cash Flow	\$ 224,641.30	\$ 696,413.18
Dividends/Interest Income	2,884.87	17,092.48
Security Purchases/Debits	(5,043.31)	(113,491.88)
Security Sales/Credits	5,125.38	110,980.58
Closing Cash/Money Accounts	\$ 716,771.62	
Fees Included in Transactions Above		
Commissions/Trading Fees	(0.14)	(1.41)

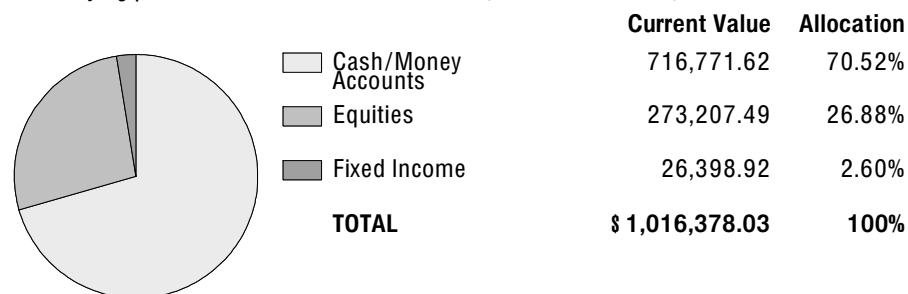
Primary Account: 6CL-20368

YOUR PORTFOLIO REVIEW

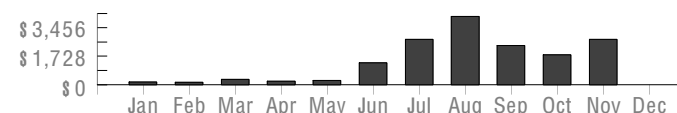
November 01, 2024 - November 29, 2024

ASSET ALLOCATION *

* Estimated Accrued Interest not included; may not reflect all holdings; does not include asset categories less than 1%; includes the categorical values for the underlying portfolio of individual mutual funds, closed end funds, and UITs.



CURRENT INCOME



	This Report	Year To Date
Tax-Exempt Interest	-	-
Taxable Interest	2,570.88	14,090.59
Tax-Exempt Dividends	-	-
Taxable Dividends	313.99	3,001.89
Total	\$ 2,884.87	\$ 17,092.48
Your Estimated Annual Income		\$ 32,071.02

TOP FIVE PORTFOLIO HOLDINGS

Based on Estimated Market Value

	Current Value	% of Portfolio
+-PREFERRED DEPOSIT	713,944.00	70.24%
+-FDIC INSURED NOT SIPC COVERED		
BROADCOM INC	14,587.20	1.43%
INTERACTIVE BROKERS GROU	10,701.04	1.05%
ALPHABET INC SHS CL A	10,137.00	0.99%
TJX COS INC NEW	10,055.20	0.98%

FINANCIAL MARKET INDICATORS

	This Report	Last Report	Previous Year End
S&P 500	6032.38	5705.45	4769.83
Three-Month Treasury Bills	4.49%	4.54%	5.33%
Long-Term Treasury Bonds	4.36%	4.47%	4.03%
One-Month SOFR	4.53%	4.65%	5.35%
NASDAQ	19218.17	18095.15	15011.35

Primary Account: 6CL-20368

24-Hour Assistance: (800) MERRILL
Access Code: 83-625-20368

■ YOUR MONTHLY INCOME & GAIN/(LOSS) REVIEW

November 01, 2024 - November 29, 2024

INCOME SUMMARY

Account No.	This Report					Year to Date				
	Tax-Exempt Interest	Taxable Interest	Tax-Exempt Dividends	Taxable Dividends	Total This Report Income	Tax-Exempt Interest	Taxable Interest	Tax-Exempt Dividends	Taxable Dividends	Total YTD Income
<i>Non-Retirement</i>										
6CL-20368	-	9	-	314	323	-	98	-	2,840	2,938
6CL-20495	-	2,562	-	-	2,562	-	13,993	-	162	14,154
6CL-23146	-	-	-	-	-	-	-	-	-	-
6CL-22414	-	-	-	-	-	-	-	-	-	-
Subtotal	-	2,571	-	314	2,885	-	14,091	-	3,002	17,092
<i>Retirement</i>										
6CL-23972	-	-	-	-	-	-	-	-	-	-
TOTAL	-	\$ 2,571	-	\$ 314	\$ 2,885	-	\$ 14,091	-	\$ 3,002	\$ 17,092

GAIN/(LOSS) SUMMARY

Account No.	Realized Gains/(Losses)				Long Term Capital Gain Distributions	Unrealized Gains/(Losses)	
	This Report Short Term	YTD Short Term	This Report Long Term	YTD Long Term	Year To Date	Short Term	Long Term
<i>Non-Retirement</i>							
6CL-20368	(109.11)	(2,351.80)	706.65	15,270.38	-	25,991.82	80,590.25
6CL-20495	-	-	-	-	-	-	-
6CL-23146	-	-	-	-	-	-	-
6CL-22414	-	-	-	-	-	-	-
Subtotal	(109.11)	(2,351.80)	706.65	15,270.38	-	25,991.82	80,590.25

Primary Account: 6CL-20368

■ YOUR MONTHLY INCOME & GAIN/(LOSS) REVIEW (continued)

November 01, 2024 - November 29, 2024

GAIN/(LOSS) SUMMARY

Account No.	Realized Gains/(Losses)				Long Term Capital Gain Distributions	Unrealized Gains/(Losses)	
	<i>This Report Short Term</i>	<i>YTD Short Term</i>	<i>This Report Long Term</i>	<i>YTD Long Term</i>	<i>Year To Date</i>	<i>Short Term</i>	<i>Long Term</i>
<i>Retirement</i> 6CL-23972	-	-	-	-	N/A	-	-
TOTAL	(\$ 109.11)	(\$ 2,351.80)	\$ 706.65	\$ 15,270.38	-	\$ 25,991.82	\$ 80,590.25

This page intentionally left blank

Online at: www.mymerrill.com

Account Number: 6CL-20368

24-Hour Assistance: (800) MERRILL

Access Code: 83-625-20368

BENYOMIN MURIK
PLEDGED TO ML LENDER
1040 N SOUTHLAKE DR
HOLLYWOOD FL 33019-1633

Net Portfolio Value: **\$ 302,427.18**

Your Financial Advisor:
THORNDYKE GROUP
110 N WACKER DRIVE 17TH FLOOR
CHICAGO IL 60606
1-800-999-6820

Dynamic Value Agg

This account is enrolled in the Merrill Lynch Investment Advisory Program

November 01, 2024 - November 29, 2024

	<i>This Statement</i>	<i>Year to Date</i>
Opening Value (11/01)	\$ 285,602.41	
Total Credits	323.31	5,662.91
Total Debits	(358.70)	(3,325.07)
Securities You Transferred In/Out	-	41,852.10
Market Gains/(Losses)	16,860.16	62,798.54
Closing Value (11/29)	\$ 302,427.18	

This account is pledged as collateral for Loan Management Account # 6CL-22414

ASSETS	<i>November 29</i>	<i>October 31</i>
Cash/Money Accounts	2,826.15	2,779.47
Fixed Income	-	-
Equities	273,202.11	256,600.18
Mutual Funds	26,398.92	26,222.76
Options	-	-
Other	-	-
<i>Subtotal (Long Portfolio)</i>	302,427.18	285,602.41
TOTAL ASSETS	\$ 302,427.18	\$ 285,602.41

LIABILITIES		
Debit Balance	-	-
Short Market Value	-	-
TOTAL LIABILITIES	-	-
NET PORTFOLIO VALUE	\$ 302,427.18	\$ 285,602.41

Merrill Lynch, Pierce, Fenner & Smith Incorporated (also referred to as "MLPF&S" or "Merrill") makes available certain investment products sponsored, managed, distributed or provided by companies that are affiliates of Bank of America Corporation (BoFA Corp). MLPF&S is a registered broker-dealer, Member SIPC and a wholly owned subsidiary of BoFA Corp.

Investment products: **Are Not FDIC Insured** **Are Not Bank Guaranteed** **May Lose Value**

Dynamic Value Agg

November 01, 2024 - November 29, 2024


CASH FLOW	This Statement	Year to Date
Opening Cash/Money Accounts	\$ 2,779.47	
CREDITS		
Funds Received	-	-
Electronic Transfers	-	-
Other Credits	-	2,724.57
Subtotal	-	2,724.57
DEBITS		
Electronic Transfers	-	-
Margin Interest Charged	-	-
Other Debits	(1.70)	(8.71)
Visa Purchases	-	-
ATM/Cash Advances	-	-
Checks Written/Bill Payment	-	-
Advisory and other fees	(357.00)	(3,316.36)
Subtotal	(358.70)	(3,325.07)
Net Cash Flow	(\$ 358.70)	(\$ 600.50)

OTHER TRANSACTIONS

Dividends/Interest Income	323.31	2,938.34
Security Purchases/Debits	(5,043.31)	(113,491.88)
Security Sales/Credits	5,125.38	110,980.58
Closing Cash/Money Accounts	\$ 2,826.15	
Fees Included in Transactions Above		
Commissions/Trading Fees	(0.14)	(1.41)

ASSET ALLOCATION*

* Estimated Accrued Interest not included; may not reflect all holdings; does not include asset categories less than 1%; includes the categorical values for the underlying portfolio of individual mutual funds, closed end funds, and UITs.



DOCUMENT PREFERENCES THIS PERIOD

	Mail	Online Delivery
Statements		X
Performance Reports		X
Trade Confirms		X
Shareholders Communication		X
Prospectus		X
Service Notices		X
Tax Statements		X

Dynamic Value Agg

Account Number: 6CL-20368

ACCOUNT INVESTMENT OBJECTIVE

November 01, 2024 - November 29, 2024

TOTAL RETURN: Objective is to strike a balance between current income and growth. Despite the relatively balanced nature of the portfolio, the investor should be willing to assume the risk of price volatility and principal loss.

If you have changes to your investment objective, please contact your Financial Advisor(s).

MERRILL LYNCH INVESTMENT ADVISORY PROGRAM

This Account is enrolled in the Merrill Lynch Investment Advisory Program (Program) and your Financial Advisor(s) is acting in a fiduciary capacity in providing services under the Program.

The Program Fee for this Account is calculated as described in the Client Agreement and the Program ADV Brochure (Brochure). For this Account, the Program Fee is comprised of the Merrill Lynch Fee. The Merrill Lynch Fee is the fee charged by Merrill for the Program services based on the fee rate determined as provided in the Brochure and set forth in your Program Report sent to you upon enrollment or as updated in any updated Program Report. The dollar amount of the Merrill Lynch Fee for this month is reflected in this statement. For participating Trust Management Accounts (TMA), please refer to your Investment Services or Agency Agreement, Fee Schedule and TMA Brochure in addition to the Brochure for expense and fee information.

Upon request, and at no charge, we will provide more detailed information regarding the calculation of the Program Fee for the billing period indicated. Please contact your Financial Advisor(s) if you would like to request this detailed Account fee information.

We encourage you to contact your Financial Advisor(s) if there have been any changes in your financial situation or investment objectives, or if you wish to impose any reasonable restrictions on the management of your Account or reasonably modify existing restrictions.

If you would like to receive a free copy of the Brochure, please ask your Financial Advisor(s). You may also access the Brochure at www.mymerrill.com/ADV/Materials or www.ml.com/relationships. You may also obtain a copy of the Brochure by accessing the SEC's website at www.adviserinfo.sec.gov.

YOUR CMA BANK DEPOSIT INTEREST SUMMARY

<i>Money Account Description</i>	<i>Opening Balance</i>	<i>Average Deposit Balance</i>	<i>Current Yield%</i>	<i>Interest on Deposits</i>	<i>Closing Balance</i>
Bank of America, N.A.	2,771	2,612	4.58	9.32	2,809
TOTAL ML Bank Deposit Program	2,771			9.32	2,809

YOUR CMA ASSETS

November 01, 2024 - November 29, 2024

CASH / MONEY ACCOUNTS		Quantity	Total Cost Basis	Estimated Market Price	Estimated Market Value	Estimated Annual Income	Est. Annual Yield%
Description							
CASH		17.15	17.15		17.15		
+ML BANK DEPOSIT PROGRAM		2,809.00	2,809.00	1.0000	2,809.00	129	4.58
+FDIC INSURED NOT SIPC COVERED							
TOTAL			2,826.15		2,826.15	129	4.58

EQUITIES		Quantity	Total Cost Basis	Estimated Market Price	Estimated Market Value	Unrealized Gain/(Loss)	Estimated Annual Income
Description	Symbol						
AGNICO EAGLE MINES LTD	AEM	70.0000	5,287.05	84.4200	5,909.40	622.35	112
CURRENT YIELD 1.895%							
ALPHABET INC SHS CL A	GOOGL	60.0000	3,543.95	168.9500	10,137.00	6,593.05	48
CURRENT YIELD 0.473%							
AMAZON COM INC COM	AMZN	30.0000	4,058.62	207.8900	6,236.70	2,178.08	
APPLE INC	AAPL	33.0000	4,048.63	237.3300	7,831.89	3,783.26	33
CURRENT YIELD 0.421%							
ARCH CAPITAL GRP LTD BM	ACGL	70.0000	6,879.60	100.7200	7,050.40	170.80	
ARES MANAGEMENT	ARES	38.0000	4,601.21	176.7300	6,715.74	2,114.53	142
CORP - A CURRENT YIELD 2.104%							
ARISTA NETWORKS INC	ANET	17.0000	4,993.84	405.8200	6,898.94	1,905.10	
BLACKSTONE INC	BX	44.0000	2,849.17	191.0900	8,407.96	5,558.79	68
CURRENT YIELD 0.789%							
BOOZ ALLEN HAMILTON HLDG	BAH	37.0000	5,450.88	148.1800	5,482.66	31.78	76
CLASS A CURRENT YIELD 1.376%							
BROADCOM INC	AVGO	90.0000	4,308.71	162.0800	14,587.20	10,278.49	192
CURRENT YIELD 1.308%							
CINTAS CORP OHIO	CTAS	32.0000	4,581.73	225.7900	7,225.28	2,643.55	51
CURRENT YIELD 0.690%							

Dynamic Value Agg

Account Number: 6CL-20368

YOUR CMA ASSETS

November 01, 2024 - November 29, 2024

EQUITIES (continued) <i>Description</i>	<i>Symbol</i>	<i>Quantity</i>	<i>Total Cost Basis</i>	<i>Estimated Market Price</i>	<i>Estimated Market Value</i>	<i>Unrealized Gain/(Loss)</i>	<i>Estimated Annual Income</i>
COSTCO WHOLESALE CRP DEL <i>CURRENT YIELD 0.477%</i>	COST	9.0000	2,649.29	971.8800	8,746.92	6,097.63	43
EATON CORP PLC <i>CURRENT YIELD 1.001%</i>	ETN	16.0000	3,055.28	375.4200	6,006.72	2,951.44	61
ELI LILLY & CO <i>CURRENT YIELD 0.653%</i>	LLY	7.0000	4,912.20	795.3500	5,567.45	655.25	37
ENCOMPASS HEALTH CORP <i>COM CURRENT YIELD 0.660%</i>	EHC	81.0000	6,652.67	102.9400	8,338.14	1,685.47	57
EQUINIX INC <i>CURRENT YIELD 1.736%</i>	EQIX	7.0000	5,093.13	981.4800	6,870.36	1,777.23	121
INTERACTIVE BROKERS GROU <i>INC CURRENT YIELD 0.523%</i>	IBKR	56.0000	6,349.34	191.0900	10,701.04	4,351.70	56
INTERCONTINENTAL <i>EXCHANGE INC CURRENT YIELD 1.118%</i>	ICE	36.0000	4,088.92	160.9600	5,794.56	1,705.64	65
INTUIT INC COM <i>CURRENT YIELD 0.648%</i>	INTU	8.0000	4,447.10	641.7300	5,133.84	686.74	34
ITT INC SHS <i>CURRENT YIELD 0.817%</i>	ITT	42.0000	4,255.03	156.1200	6,557.04	2,302.01	54
LINDE PLC NEW <i>CURRENT YIELD 1.206%</i>	LIN	12.0000	3,950.79	460.9900	5,531.88	1,581.09	68
MCKESSON CORPORATION COM <i>CURRENT YIELD 0.451%</i>	MCK	10.0000	4,260.96	628.5000	6,285.00	2,024.04	29
META PLATFORMS INC <i>CLASS A COMMON STOCK CURRENT YIELD 0.348%</i>	META	11.0000	3,216.64	574.3200	6,317.52	3,100.88	22
MICROSOFT CORP <i>CURRENT YIELD 0.784%</i>	MSFT	23.0000	3,771.43	423.4600	9,739.58	5,968.15	78

YOUR CMA ASSETS

November 01, 2024 - November 29, 2024

EQUITIES (continued) <i>Description</i>	<i>Symbol</i>	<i>Quantity</i>	<i>Total Cost Basis</i>	<i>Estimated Market Price</i>	<i>Estimated Market Value</i>	<i>Unrealized Gain/(Loss)</i>	<i>Estimated Annual Income</i>
NRG ENERGY INC <i>CURRENT YIELD 1.604%</i>	NRG	79.0000	4,130.01	101.6100	8,027.19	3,897.18	129
PALO ALTO NETWORKS INC <i>COM</i>	PANW	18.0000	3,697.41	387.8200	6,980.76	3,283.35	
SERVICENOW INC	NOW	7.0000	4,039.77	1,049.4400	7,346.08	3,306.31	
STRYKER CORP <i>CURRENT YIELD 0.816%</i>	SYK	13.0000	5,043.31	392.1500	5,097.95	54.64	42
SYNOPSYS INC	SNPS	9.0000	4,129.02	558.4900	5,026.41	897.39	
TARGA RESOURCES CORP <i>COM STK CURRENT YIELD 1.468%</i>	TRGP	43.0000	3,390.55	204.3000	8,784.90	5,394.35	129
TJX COS INC NEW <i>CURRENT YIELD 1.193%</i>	TJX	80.0000	5,421.78	125.6900	10,055.20	4,633.42	120
UNITED RENTALS INC COM <i>CURRENT YIELD 0.752%</i>	URI	8.0000	3,183.36	866.0000	6,928.00	3,744.64	53
VERTEX PHARMCTLS INC	VRTX	12.0000	5,080.72	468.1300	5,617.56	536.84	
VERTIV HLDG CO <i>CURRENT YIELD 0.117%</i>	VRT	68.0000	3,703.66	127.6000	8,676.80	4,973.14	11
VISA INC CL A SHRS <i>CURRENT YIELD 0.749%</i>	V	19.0000	4,647.93	315.0800	5,986.52	1,338.59	46
WASTE CONNECTIONS INC <i>CURRENT YIELD 0.654%</i>	WCN	36.0000	6,498.78	192.4700	6,928.92	430.14	46
WELLTOWER INC <i>CURRENT YIELD 1.939%</i>	WELL	70.0000	6,922.63	138.1800	9,672.60	2,749.97	190
TOTAL YIELD .81%			167,195.10		273,202.11	106,007.01	2,213

Equity Cost Basis details are available on the Statements and Documents page of www.mymerrill.com.

Dynamic Value Agg

Account Number: 6CL-20368

YOUR CMA ASSETS

November 01, 2024 - November 29, 2024

MUTUAL FUNDS/CLOSED END FUNDS/UITs/ETPs Description	Quantity	Total Cost Basis	Estimated Market Price	Estimated Market Value	Unrealized Gain/(Loss)	Total Client Investment	Cumulative Investment Return (\$)	Estimated Annual Income
ALLSPRING GOVERNMENT <i>SECURITIES FUND CL INSTL CURRENT YIELD 3.105% SYMBOL: SGVIX Initial Purchase: 04/03/23 Fixed Income 100%</i>	327.4040	3,122.06	9.7300	3,185.63	63.57	3,122	63	99
ALLSPRING CORE PLUS BOND <i>FUND CL INSTL CURRENT YIELD 4.692% SYMBOL: WIPIX Initial Purchase: 12/05/23 Fixed Income 100%</i>	303.7810	3,429.85	11.3200	3,438.80	8.95	3,429	8	162
ARISTOTLE CORE INCOME <i>FUND I-2 CURRENT YIELD 4.733% SYMBOL: PLIDX Initial Purchase: 06/26/23 Fixed Income 100%</i>	269.9040	2,559.49	9.7600	2,634.27	74.78	2,559	74	125
BNY MELLON GLOBAL FIXED <i>INCOME FUND CL I CURRENT YIELD 2.502% SYMBOL: SDGIX Initial Purchase: 10/23/23 Fixed Income 100%</i>	64.9020	1,232.33	20.8100	1,350.61	118.28	1,232	118	34
FIDELITY ADV HIGH INCOME <i>ADVANTAGE FD CL I CURRENT YIELD 4.844% SYMBOL: FAHCX Initial Purchase: 08/22/23 Fixed Income 100%</i>	120.0390	1,225.78	11.2500	1,350.44	124.66	1,225	124	66
JANUS HENDERSON AAA <i>CLO ETF CURRENT YIELD 6.334% SYMBOL: JAAA Initial Purchase: 10/23/23 Fixed Income 100%</i>	41.0000	2,069.74	50.9600	2,089.36	19.62	2,069	19	133
JANUS HENDERSON SHORT <i>DURATION INCOME ETF CURRENT YIELD 4.909% SYMBOL: VNLA Initial Purchase: 04/28/20 Fixed Income 100%</i>	64.0000	3,128.43	49.1100	3,143.04	14.61	3,128	14	155
JP MORGAN MORTGAGE <i>BACKED SECS FD CL I CURRENT YIELD 4.063% SYMBOL: OMBIX Initial Purchase: 09/02/22 Fixed Income 100%</i>	207.4410	2,066.69	10.2300	2,122.12	55.43	2,066	55	87
JPMORGAN INTERNATIONAL <i>BOND OPPORTUNITIES ETF CURRENT YIELD 4.377% SYMBOL: JPIB Initial Purchase: 12/29/21 Fixed Income 100%</i>	50.0000	2,388.10	48.0700	2,403.50	15.40	2,388	15	106
PIMCO MORTGAGE <i>OPPS AND BOND FD CL I2 CURRENT YIELD 7.462% SYMBOL: PMZPX Initial Purchase: 10/23/23 Fixed Income 100%</i>	221.0170	2,027.02	9.3000	2,055.46	28.44	2,027	28	154
SPDR BLOOMBERG INV <i>GRADE FLOATING RATE ETF CURRENT YIELD 5.775% SYMBOL: FLRN Initial Purchase: 04/28/20 Fixed Income 100%</i>	42.0000	1,286.33	30.8200	1,294.44	8.11	1,286	8	75
SPDR BLOOMBERG <i>1-10 YEAR TIPS ETF CURRENT YIELD 3.472% SYMBOL: TIPX Initial Purchase: 10/23/23 Fixed Income 100%</i>	71.0000	1,288.04	18.7500	1,331.25	43.21	1,288	43	47
<i>Subtotal (Fixed Income)</i>				26,398.92				
TOTAL YIELD 4.71%		25,823.86		26,398.92	575.06		569	1,243

YOUR CMA ASSETS

November 01, 2024 - November 29, 2024

LONG PORTFOLIO		Adjusted/Total Cost Basis	Estimated Market Value	Unrealized Gain/(Loss)	Estimated Accrued Interest	Estimated Annual Income
TOTAL	YIELD 1.19%	195,845.11	302,427.18	106,582.07		3,584

Total Client Investment: Cost of shares directly purchased and still held. Does not include shares purchased through reinvestment.

Cumulative Investment Return: Estimated Market Value minus Total Client Investment. Cumulative Investment Return is the dollar value of the capital appreciation (depreciation) of all shares purchased and still held, including shares acquired through reinvestment of dividends and distributions, which may be greater or less than the actual income distributed.

Unrealized Gain or (Loss): Estimated Market Value minus Total Cost Basis (total cost of shares directly purchased and still held, as well as cost of shares acquired through reinvestment). Provided for Tax Planning purposes only and is not applicable to retirement accounts.

Initial Purchase: Date of your initial investment in this fund.

Market Timing: Merrill's policies prohibit mutual fund market timing, which involves the purchase and sale of mutual fund shares within short periods of time with the intention of capturing short-term profits resulting from market volatility. Market timing may result in lower returns for long-term fund shareholders because market timers capture short-term gains that would otherwise pass to all shareholders and due to increased transaction costs and fewer assets for investment due to the need to retain cash to satisfy redemptions.

Sales Charge Discounts or Waivers: Many funds offer various sales charge discounts or waivers depending on the terms of the prospectus and/or statement of additional information. You should consult a fund's prospectus and/or statement of additional information to determine whether you may qualify for a discount or waiver. Notify your Financial Advisor, Financial Solutions Advisor or Investment Center representative if you believe you qualify for any of these or any other discounts or waivers. Please contact your Financial Advisor, Financial Solutions Advisor or Investment Center representative for further information on available sales charge discounts and waivers.

Bank of America Merrill Lynch Global Research publishes research reports and ratings ("Research Ratings") regarding a select universe of ETFs and ETNs (collectively, "ETPs"). Research Ratings on ETPs are intended to assess the potential for outperformance of ETP peers in the same coverage category. Bank of America Merrill Lynch Global Research and other business areas, including CIO, apply different methodologies in their review of ETPs, and may arrive at different or inconsistent conclusions with respect to one or more ETPs. Neither the CIO review process nor the internal business review performed by product teams will rely on or otherwise use the Research Ratings on ETPs as an input or factor; and the CIO review process and product team's internal business review will determine an ETP's inclusion, status, and availability for solicitation through the Global Wealth & Investment Management area of MLPF&S and its affiliates.

YOUR CMA TRANSACTIONS

DIVIDENDS/INTEREST INCOME TRANSACTIONS						
Date	Description	Transaction Type	Quantity		Income	Income Year To Date
Taxable Interest						
11/29	BANK DEPOSIT INTEREST	☐ Bank Interest			.32	
	ML BANK DEPOSIT PROGRAM	Income Total			9.00	
Subtotal (Taxable Interest)					9.32	98.04
Taxable Dividends						
11/01	ALLSPRING GOVERNMENT	* Dividend			8.24	

Dynamic Value Agg

Account Number: 6CL-20368

YOUR CMA TRANSACTIONS

November 01, 2024 - November 29, 2024

DIVIDENDS/INTEREST INCOME TRANSACTIONS (continued)						
Date	Description	Transaction Type	Quantity	Income	Income	Year To Date
Taxable Dividends						
	SECURITIES FUND CL INSTL PAY DATE 10/31/2024					
11/01	ARISTOTLE CORE INCOME	* Dividend		10.76		
	FUND I-2 PAY DATE 10/31/2024					
11/01	PIMCO MORTGAGE	* Dividend		12.68		
	OPPS AND BOND FD CL I2 PAY DATE 10/31/2024					
11/01	FIDELITY ADV HIGH INCOME	* Dividend		5.03		
	ADVANTAGE FD CL I PAY DATE 10/31/2024					
11/04	BLACKSTONE INC	* Dividend		37.84		
	HOLDING 44.0000 PAY DATE 11/04/2024					
11/05	JPMORGAN INTERNATIONAL	* Dividend		9.29		
	BOND OPPORTUNITIES ETF HOLDING 50.0000 PAY DATE 11/05/2024					
11/06	SPDR BLOOMBERG INV	* Dividend		6.02		
	GRADE FLOATING RATE ETF HOLDING 42.0000 PAY DATE 11/06/2024					
11/06	SPDR BLOOMBERG	* Dividend		1.31		
	1-10 YEAR TIPS ETF HOLDING 71.0000 PAY DATE 11/06/2024					
11/07	JANUS HENDERSON AAA	* Dividend		10.39		
	CLO ETF HOLDING 41.0000 PAY DATE 11/07/2024					
11/07	JANUS HENDERSON SHORT	* Dividend		13.06		
	DURATION INCOME ETF HOLDING 64.0000 PAY DATE 11/07/2024					
11/14	APPLE INC	* Dividend		8.25		
	HOLDING 33.0000 PAY DATE 11/14/2024					
11/15	COSTCO WHOLESALE CRP DEL	* Dividend		10.44		
	HOLDING 9.0000 PAY DATE 11/15/2024					
11/15	NRG ENERGY INC	* Dividend		32.19		
	HOLDING 79.0000 PAY DATE 11/15/2024					
11/15	TARGA RESOURCES CORP	* Dividend		32.25		
	COM STK HOLDING 43.0000 PAY DATE 11/15/2024					
11/21	WELLTOWER INC	* Dividend		46.90		

+

YOUR CMA TRANSACTIONS

November 01, 2024 - November 29, 2024

DIVIDENDS/INTEREST INCOME TRANSACTIONS (continued)					Income	Income
Date	Description	Transaction Type	Quantity		Income	Year To Date
Taxable Dividends						
	HOLDING 70.0000 PAY DATE 11/21/2024					
11/21	WASTE CONNECTIONS INC	* Foreign Dividend			11.34	
	HOLDING 36.0000 PAY DATE 11/21/2024					
11/22	EATON CORP PLC	* Foreign Dividend			15.04	
	HOLDING 16.0000 PAY DATE 11/22/2024					
11/27	UNITED RENTALS INC COM	* Dividend			13.04	
	HOLDING 8.0000 PAY DATE 11/27/2024					
11/27	ALLSPRING CORE PLUS BOND	* Dividend			13.47	
	FUND CL INSTL PAY DATE 11/26/2024					
11/29	JP MORGAN MORTGAGE	* Dividend			7.19	
	BACKED SECS FD CL I PAY DATE 11/27/2024					
11/29	ARISTOTLE CORE INCOME	* Dividend			9.26	
	FUND I-2 PAY DATE 11/27/2024					
Subtotal (Taxable Dividends)					313.99	2,840.30
NET TOTAL					323.31	2,938.34

SECURITY TRANSACTIONS
TRANSACTIONS CONDUCTED PER THE APPLICABLE WRITTEN AGREEMENT

Settlement/ Trade Date	Description	Transaction Type	Quantity	Transaction Amount	Commissions/ Trading Fees	(Debit)/ Credit	Accrued Interest Earned/(Paid)
Purchases							
11/27	STRYKER CORP	Purchase	13.0000	(5,043.31)		(5,043.31)	
11/26	EXECUTED 100% AGENCY PRICE SHOWN IS AVERAGE PRICE. DETAILS REGARDING ACTUAL PRICES, REMUNERATION AND THE CAPACITY IN WHICH ML ACTED ARE AVAILABLE UPON REQUEST. PER ADVISORY AGREEMENT. ML ACTED AS AGENT CUS NO 863667101 SEC NO 72459 PRINCIPAL 5043.31 UNIT PRICE 387.9472						
Subtotal (Purchases)				(5,043.31)		(5,043.31)	

Dynamic Value Agg

Account Number: 6CL-20368

YOUR CMA TRANSACTIONS

November 01, 2024 - November 29, 2024

SECURITY TRANSACTIONS (continued) TRANSACTIONS CONDUCTED PER THE APPLICABLE WRITTEN AGREEMENT

Settlement/ Trade Date	Description	Transaction Type	Quantity	Transaction Amount	Commissions/ Trading Fees	(Debit)/ Credit	Accrued Interest Earned/(Paid)
Sales							
11/27	■ BAE SYS PLC SPN ADR	Sale	-79.0000	5,125.52	(.14)	5,125.38	
11/26	PER ADVISORY AGREEMENT. ML ACTED AS AGENT CUS NO 05523R107 SEC NO 081M7 PRINCIPAL 5125.52 TRN FEE 0.14 UNIT PRICE 64.8800						
	Subtotal (Sales)			5,125.52	(.14)	5,125.38	
	TOTAL			82.21	(.14)	82.07	
	TOTAL SECURITY PURCHASES/(DEBITS)					(5,043.31)	
	TOTAL SECURITY SALES/CREDITS					5,125.38	

Please see the Realized Gains/(Losses) section of this statement for additional details on your transactions.

REALIZED GAINS/(LOSSES)

Description	Quantity	Acquired Date	Liquidation Date	Sale Amount	Cost Basis	Gains/(Losses) ⓘ	
						This Statement	Year to Date
BAE SYS PLC SPN ADR	33.0000	08/21/23	11/26/24	2,140.98	1,648.58	492.40	
BAE SYS PLC SPN ADR	18.0000	09/11/23	11/26/24	1,167.81	953.56	214.25	
Subtotal (Long-Term)						706.65	15,270.38
BAE SYS PLC SPN ADR	28.0000	05/14/24	11/26/24	1,816.59	1,925.70	(109.11)	
Subtotal (Short-Term)						(109.11)	(2,351.80)
TOTAL				5,125.38	4,527.84	597.54	12,918.58

ⓘ - Excludes transactions for which we have insufficient data

CASH/OTHER TRANSACTIONS

Date	Description	Transaction Type	Quantity	Debit	Credit
Other Debits/Credits					
11/21	WASTE CONNECTIONS INC	Foreign Tax Withholding		1.70	
	PAY DATE 11/21/2024				
	Subtotal (Other Debits/Credits)			1.70	

+

YOUR CMA TRANSACTIONS

November 01, 2024 - November 29, 2024

CASH/OTHER TRANSACTIONS (continued)					
Date	Description	Transaction Type	Quantity	Debit	Credit
Other Debits/Credits					
NET TOTAL				1.70	
ADVISORY AND OTHER FEES					
Date	Description	Fee Type	Quantity	Debit	Credit
11/04	INV. ADVISORY FEE NOV	Advisory Program Fee		357.00	
NET TOTAL				357.00	

YOUR CMA MONEY ACCOUNT TRANSACTIONS

Date	Description	Withdrawals	Deposits	Date	Description	Withdrawals	Deposits
11/01	ML BANK DEPOSIT PROGRAM		8.00	11/15	ML BANK DEPOSIT PROGRAM		8.00
11/04	ML BANK DEPOSIT PROGRAM	320.00		11/18	ML BANK DEPOSIT PROGRAM		75.00
11/05	ML BANK DEPOSIT PROGRAM		38.00	11/22	ML BANK DEPOSIT PROGRAM		56.00
11/06	ML BANK DEPOSIT PROGRAM		9.00	11/25	ML BANK DEPOSIT PROGRAM		15.00
11/07	ML BANK DEPOSIT PROGRAM		7.00	11/29	ML BANK DEPOSIT PROGRAM		109.00
11/08	ML BANK DEPOSIT PROGRAM		24.00				
NET TOTAL							29.00

Online at: www.mymerrill.com

Account Number: 6CL-20495

24-Hour Assistance: (800) MERRILL

Access Code: 83-625-20495

BENYOMIN MURIK
1040 N SOUTHLAKE DR
HOLLYWOOD FL 33019-1633

Net Portfolio Value: **\$ 713,945.47**

Your Financial Advisor:

THORNDYKE GROUP
110 N WACKER DRIVE 17TH FLOOR
CHICAGO IL 60606
1-800-999-6820

■ Ben Cash PD

November 01, 2024 - November 29, 2024

	<i>This Statement</i>	<i>Year to Date</i>
Opening Value (11/01)	\$ 486,383.91	
Total Credits	502,561.56	2,664,255.03
Total Debits	(275,000.00)	(1,953,087.21)
Securities You Transferred In/Out	-	(41,852.10)
Market Gains/(Losses)	-	3,846.44
Closing Value (11/29)	\$ 713,945.47	

ASSETS	<i>November 29</i>	<i>October 31</i>
Cash/Money Accounts	713,945.47	486,383.91
Fixed Income	-	-
Equities	-	-
Mutual Funds	-	-
Options	-	-
Other	-	-
<i>Subtotal (Long Portfolio)</i>	713,945.47	486,383.91
TOTAL ASSETS	\$ 713,945.47	\$ 486,383.91

LIABILITIES		
Debit Balance	-	-
Short Market Value	-	-
TOTAL LIABILITIES	-	-
NET PORTFOLIO VALUE	\$ 713,945.47	\$ 486,383.91

Merrill Lynch, Pierce, Fenner & Smith Incorporated (also referred to as "MLPF&S" or "Merrill") makes available certain investment products sponsored, managed, distributed or provided by companies that are affiliates of Bank of America Corporation (BoFA Corp). MLPF&S is a registered broker-dealer, Member SIPC and a wholly owned subsidiary of BoFA Corp.

Investment products: **Are Not FDIC Insured** **Are Not Bank Guaranteed** **May Lose Value**

+

Ben Cash PD

November 01, 2024 - November 29, 2024

CASH FLOW


	<i>This Statement</i>	<i>Year to Date</i>
Opening Cash/Money Accounts	\$ 486,383.91	
CREDITS		
Funds Received	-	-
Electronic Transfers	500,000.00	2,650,000.00
Other Credits	-	100.89
Subtotal	500,000.00	2,650,100.89
DEBITS		
Electronic Transfers	(275,000.00)	(1,950,000.00)
Margin Interest Charged	-	-
Other Debits	-	(2,724.18)
Visa Purchases	-	-
ATM/Cash Advances	-	-
Checks Written/Bill Payment	-	-
Advisory and other fees	-	(363.03)
Subtotal	(275,000.00)	(1,953,087.21)
Net Cash Flow	\$ 225,000.00	\$ 697,013.68

OTHER TRANSACTIONS

Dividends/Interest Income	2,561.56	14,154.14
Security Purchases/Debits	-	-
Security Sales/Credits	-	-
Closing Cash/Money Accounts	\$ 713,945.47	

ASSET ALLOCATION*

* Estimated Accrued Interest not included; may not reflect all holdings; does not include asset categories less than 1%.



Having an asset allocation that reflects your profile and goals is key to achieving the right outcome. Consult with your advisor to determine an appropriate allocation across all your holdings.

DOCUMENT PREFERENCES THIS PERIOD

	<i>Mail</i>	<i>Online Delivery</i>
Statements		X
Performance Reports		X
Trade Confirms		X
Shareholders Communication		X
Prospectus		X
Service Notices		X
Tax Statements		X

Ben Cash PD

Account Number: 6CL-20495

ACCOUNT INVESTMENT OBJECTIVE

November 01, 2024 - November 29, 2024

TOTAL RETURN: Objective is to strike a balance between current income and growth. Despite the relatively balanced nature of the portfolio, the investor should be willing to assume the risk of price volatility and principal loss.

If you have changes to your investment objective, please contact your Financial Advisor(s).

YOUR CMA BANK DEPOSIT INTEREST SUMMARY

Money Account Description	Opening Balance	Average Deposit Balance	Current Yield%	Interest on Deposits	Closing Balance
Bank of America, N.A.	77	29	.00	0.00	0
TOTAL ML Bank Deposit Program	77			0.00	0

Money Account Description	Opening Balance	Average Deposit Balance	Current Yield%	Interest on Deposits	Closing Balance
Bank of America, N.A.	486,306	825,154	3.99	2,561.56	713,944
TOTAL Preferred Deposit	486,306			2,561.56	713,944

YOUR CMA ASSETS

CASH / MONEY ACCOUNTS		Total	Estimated	Estimated	Estimated	Est. Annual
Description	Quantity	Cost Basis	Market Price	Market Value	Annual Income	Yield%
CASH	1.47	1.47		1.47		
+PREFERRED DEPOSIT	713,944.00	713,944.00	1.0000	713,944.00	28,486	3.99
+FDIC INSURED NOT SIPC COVERED						
TOTAL		713,945.47		713,945.47	28,486	3.99
LONG PORTFOLIO		Adjusted/Total	Estimated	Unrealized	Estimated	Estimated
		Cost Basis	Market Value	Gain/(Loss)	Accrued Interest	Annual Income
TOTAL	YIELD 3.99%	713,945.47	713,945.47			28,486

+

Ben Cash PD

Account Number: 6CL-20495

24-Hour Assistance: (800) MERRILL
Access Code: 83-625-20495

YOUR CMA TRANSACTIONS

November 01, 2024 - November 29, 2024

DIVIDENDS/INTEREST INCOME TRANSACTIONS					
Date	Description	Transaction Type	Quantity	Income	Income Year To Date
Taxable Interest					
11/29	BANK DEPOSIT INTEREST	Bank Interest		.56	
	PREFERRED DEPOSIT	Income Total		2,561.00	
	Subtotal (Taxable Interest)			2,561.56	13,992.55
Taxable Dividends					
	Subtotal (Taxable Dividends)				161.59
	NET TOTAL			2,561.56	14,154.14

CASH/OTHER TRANSACTIONS					
Date	Description	Transaction Type	Quantity	Debit	Credit
Electronic Transfers					
11/05	FR BAC#483089478461 BENYOMIN MURIK	Funds Received			500,000.00
11/11	TO BAC#898152356775 MZBA REAL ESTATE HOLDING S LLC	Withdrawal		75,000.00	
11/27	TO BAC#898152356775 MZBA REAL ESTATE HOLDING S LLC	Withdrawal		200,000.00	
	Subtotal (Electronic Transfers)			275,000.00	500,000.00
	NET TOTAL				225,000.00

YOUR CMA MONEY ACCOUNT TRANSACTIONS

Date	Description	Withdrawals	Deposits	Date	Description	Withdrawals	Deposits
11/05	PREFERRED DEPOSIT		500,000.00	11/11	ML BANK DEPOSIT PROGRAM	77.00	
11/08	PREFERRED DEPOSIT	74,923.00		11/26	PREFERRED DEPOSIT	200,000.00	
	NET TOTAL						225,000.00

Online at: www.mymerrill.com

Account Number: 6CL-23146

24-Hour Assistance: (800) MERRILL

Access Code: 83-625-23146

BENYOMIN MURIK
1040 N SOUTHLAKE DR
HOLLYWOOD FL 33019-1633

Net Portfolio Value: **\$ 2.69**

Your Financial Advisor:

THORNDYKE GROUP
110 N WACKER DRIVE 17TH FLOOR
CHICAGO IL 60606
1-800-999-6820

MULN

November 01, 2024 - November 29, 2024

	<i>This Statement</i>	<i>Year to Date</i>
Opening Value (11/01)	\$ 2.05	
Total Credits	-	-
Total Debits	-	-
Securities You Transferred In/Out	-	219.64
Market Gains/(Losses)	0.64	(259.82)
Closing Value (11/29)	\$ 2.69	

ASSETS	<i>November 29</i>	<i>October 31</i>
Cash/Money Accounts	-	-
Fixed Income	-	-
Equities	2.69	2.05
Mutual Funds	-	-
Options	-	-
Other	-	-
<i>Subtotal (Long Portfolio)</i>	2.69	2.05
TOTAL ASSETS	\$ 2.69	\$ 2.05

LIABILITIES		
Debit Balance	-	-
Short Market Value	-	-
TOTAL LIABILITIES	-	-
NET PORTFOLIO VALUE	\$ 2.69	\$ 2.05

Merrill Lynch, Pierce, Fenner & Smith Incorporated (also referred to as "MLPF&S" or "Merrill") makes available certain investment products sponsored, managed, distributed or provided by companies that are affiliates of Bank of America Corporation (BoFA Corp). MLPF&S is a registered broker-dealer, Member SIPC and a wholly owned subsidiary of BoFA Corp.

Investment products: **Are Not FDIC Insured** **Are Not Bank Guaranteed** **May Lose Value**

MULN

November 01, 2024 - November 29, 2024

CASH FLOW


	<i>This Statement</i>	<i>Year to Date</i>
Opening Cash/Money Accounts	-	-
CREDITS		
Funds Received	-	-
Electronic Transfers	-	-
Other Credits	-	-
Subtotal	-	-
DEBITS		
Electronic Transfers	-	-
Margin Interest Charged	-	-
Other Debits	-	-
Visa Purchases	-	-
ATM/Cash Advances	-	-
Checks Written/Bill Payment	-	-
Advisory and other fees	-	-
Subtotal	-	-
Net Cash Flow	-	-

OTHER TRANSACTIONS

Dividends/Interest Income	-	-
Security Purchases/Debits	-	-
Security Sales/Credits	-	-
Closing Cash/Money Accounts	-	-

ASSET ALLOCATION*

* Estimated Accrued Interest not included; may not reflect all holdings; does not include asset categories less than 1%.



Having an asset allocation that reflects your profile and goals is key to achieving the right outcome. Consult with your advisor to determine an appropriate allocation across all your holdings.

DOCUMENT PREFERENCES THIS PERIOD

	<i>Mail</i>	<i>Online Delivery</i>
Statements		X
Performance Reports		X
Trade Confirms		X
Shareholders Communication		X
Prospectus		X
Service Notices		X
Tax Statements		X

MULN

Account Number: 6CL-23146

ACCOUNT INVESTMENT OBJECTIVE

November 01, 2024 - November 29, 2024

GROWTH: Objective is to accumulate wealth over time through price appreciation rather than current income. The investor should be willing to accept the risk of price volatility and principal loss in seeking to achieve growth.

If you have changes to your investment objective, please contact your Financial Advisor(s).

YOUR CMA ASSETS

EQUITIES							
<i>Description</i>	<i>Symbol</i>	<i>Quantity</i>	<i>Total Cost Basis</i>	<i>Estimated Market Price</i>	<i>Estimated Market Value</i>	<i>Unrealized Gain/(Loss)</i>	<i>Estimated Annual Income</i>
MULLEN AUTOMOTIVE INC	MULN	1.0000	N/A❖	2.6900	2.69	N/A	
TOTAL					2.69		

Equity Cost Basis details are available on the Statements and Documents page of www.mymerrill.com.

LONG PORTFOLIO	<i>Adjusted/Total Cost Basis</i>	<i>Estimated Market Value</i>	<i>Unrealized Gain/(Loss)</i>	<i>Estimated Accrued Interest</i>	<i>Estimated Annual Income</i>
TOTAL		2.69			

Notes

Total values exclude N/A items

❖Some cost basis information may not be available due to insufficient data and is not included in the total.

This page intentionally left blank

BENYOMIN MURIK
1040 N SOUTHLAKE DR
HOLLYWOOD FL 33019-1633

Account Number: 6CL-22414

24-Hour Assistance: (800) MERRILL
Access Code: 83-625-22414

Your Financial Advisor:
THORNDYKE GROUP
110 N WACKER DRIVE 17TH FLOOR
CHICAGO IL 60606

1-800-999-6820

LMA

The Loan Management Account® (LMA® Account) is offered by Bank of America, N.A.

November 01, 2024 - November 29, 2024

ACCOUNT ACTIVITY

November

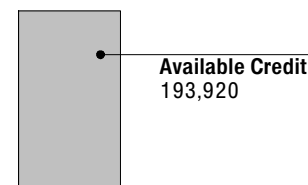
Opening Monthly Loan Balance	-
Your Borrowings	-
Your Repayments	-
Closing Monthly Loan Balance	-
Interest Charges Paid Month to Date	-
Interest Charges Paid Year to Date	-

SUMMARY

Nov 29, 2024

Revolving Line of Credit (Variable)	-
Fixed Loans ¹	-
LOAN TOTAL(S)	-

LMA LOAN STATUS



COLLATERAL

Pledged Collateral	302,381.71
AVAILABLE CREDIT ²	193,920.41

This LMA account is a Non-Purpose facility. ³
Proceeds of this loan may not be used to purchase securities or to repay debt used to purchase margin stock such as paying down a margin loan.

¹ Any prepayment of a Fixed Loan, including upon Bank of America, N.A.'s demand, may result in significant breakage/prepayment fees.

² Available credit at month end is the lesser of the loan value of the pledged collateral or other limit as determined by the Bank, less outstanding loan balances, accrued interest charges, and any outstanding letters of credit.

³ Additional information and certain restrictions on the use of LMA proceeds are provided on the last page of this statement.

Merrill Lynch, Pierce, Fenner & Smith Incorporated (also referred to as "MLPF&S" or "Merrill") makes available certain investment products sponsored, managed, distributed or provided by companies that are affiliates of Bank of America Corporation (BofA Corp). MLPF&S is a registered broker-dealer, Member SIPC and a wholly owned subsidiary of BofA Corp.

Investment products: **Are Not FDIC Insured** **Are Not Bank Guaranteed** **May Lose Value**

YOUR LMA TRANSACTIONS

November 01, 2024 - November 29, 2024

LOAN ACTIVITY: LMA REV LINE OF CRED					LOAN NUMBER: LM017292843
Transaction Date	Effective Date	Transaction Description	Debit	Credit	Loan Balance
		Opening Loan Balance			0.00
CLOSING LOAN BALANCE					0.00

ACCRUED INTEREST CHARGES: REVOLVING LINE OF CREDIT			
Daily Periodic Rate	Average Balance	Number of Days	Accrued Interest Charges
	Subtotal		\$ 0.00
	Payments and Adjustments*		0.00
TOTAL ACCRUED INTEREST CHARGES**		0.00	SPREAD AS OF STATEMENT DATE 3.12500% ***

* Interest Charge Adjustments are the result of prior transactions posted to your account that affect the amount of Interest Charge due.

** Interest charges accrue each day of the month according to your loan agreement. Accrued interest charges for this period are due next month and will be reflected in your next statement.

*** Your LMA interest charges on Variable Rate Advances under your Revolving Line of Credit are based on an interest rate determined by adding the spread shown above to the base rate. As described in your LMA Agreement, the base rate includes the index rate, which resets weekly, plus any applicable adjustments.

YOUR COLLATERAL

PLEDGED COLLATERAL ACCOUNTS

Account No.	Account Name	Account Type
6CL-20368	Dynamic Value Agg	CMA

LMA

Account Number: 6CL-22414

IMPORTANT INFORMATION

November 01, 2024 - November 29, 2024

Interest Charge Computation - The Interest Charge for each billing period is calculated by first determining the Interest Charge for each day in the billing period and then totaling the Interest Charge for all days in the billing period. We calculate the Interest Charge for each day in the billing period by multiplying the daily balance in your account for that day by the daily periodic rate for the same day and divide by 360. To get the daily balance, we take the beginning balance of your account each day, add any new advances and subtract any payments or credits. This gives us the daily balance. For Fixed Loans, principal payments made in advance of their due date will be subject to a breakage fee based on any loss, cost and/or expense to the lender.

Each LMA account is required to be established as either “Non-Purpose” or “Purpose” at account opening based on whether or not loan proceeds will be used to purchase marketable securities or refinance debt incurred to purchase marketable securities. Page 1 of this statement contains a helpful reminder of how your LMA account is designated per the documentation you completed at account opening.

NON-PURPOSE LMA ACCOUNTS: may NOT be used directly or indirectly to purchase any securities or to carry or repay any indebtedness incurred to buy margin stock. In addition, proceeds of the LMA account must be used in accordance with the parameters established by Bank of America, N.A. and modified from time to time. These limitations and restrictions are set forth in the Use of Proceeds Addendum to the Loan Management Account Agreement. If you have any questions, or would like a copy of the Use of Proceeds Addendum and other terms of the Loan Management Account Agreement, please contact your Financial Advisor.

PURPOSE LMA ACCOUNTS: may be used to purchase securities or to carry or repay any indebtedness incurred to buy margin stock as well as for other lawful purposes. In addition, proceeds of the LMA account must be used in accordance with the parameters established by Bank of America, N.A. and modified from time to time. These limitations and restrictions are set forth in the Use of Proceeds Addendum to the Loan Management Account Agreement. If you have any questions, or would like a copy of the Use of Proceeds Addendum and other terms of the Loan Management Account Agreement, please contact your Financial Advisor.

Prohibited usages of LMA account proceeds, whether Purpose or Non-Purpose, include:

- Any unlawful purpose
- To fund insurance purchases or subsequent premium payments for fixed or variable insurance products made through or arranged by your Merrill Lynch financial advisor and sold through Merrill or its affiliates.
- Finance or refinance any campaign-related activities or for any other political purpose including, without limitation, the repayment of debt incurred as part of any political campaign by Members of Political Households.

Transferring LMA proceeds into a deposit account, CMA or other account with intent to transfer into another account for a prohibited purpose, is not permitted.

This page intentionally left blank

Customer Service

Please promptly report any inaccuracy, discrepancy, and/or concern by calling Wealth Management Client Support at (800-MERRILL) within ten (10) business days after delivery of or communication of the account statement. You should re-confirm any oral communications in writing to protect your rights.

About Us

You may review our financial statement at our offices: Merrill Lynch, Pierce, Fenner & Smith Incorporated (MLPF&S or ML), One Bryant Park, New York, New York 10036. If you request a copy of our financial statement, we will mail it to you.

We act as a market maker, dealer, block positioner or arbitrageur in certain securities. These activities may put us or one of our affiliates on the opposite side of transactions we execute for you and potentially result in trading profits for us or our affiliates.

BofA Merrill Lynch Research is research produced by MLPF&S and/or one or more of its affiliates. Third party research ratings from selected vendors are provided, if available, for your information. Our providing these research ratings is not a solicitation or recommendation of any particular security. MLPF&S and its affiliates are not responsible for any third party research and have no liability for such research. You are responsible for any trading decision you make based upon third party research ratings and reports.

MLPF&S may make available to you certain securities and other investment products that are sponsored, managed, distributed or provided by companies that are affiliates of Bank of America Corporation (BAC) or in which BAC has a substantial economic interest.

Merrill and Merrill Edge are the marketing name for two businesses: Merrill Advisory Center™, which offers team-based advice and guidance brokerage services; and a self-directed online investing platform. Both are made available through MLPF&S.

Bank of America Merrill Lynch is the marketing name for the global banking and global markets businesses of BAC. Lending, derivatives, and other commercial banking activities are performed globally by banking affiliates of BAC, including Bank of America, N.A., member Federal Deposit Insurance Corporation (FDIC). Securities, strategic advisory, and other investment banking activities are performed globally by investment banking affiliates of BAC ("Investment Banking Affiliates"), including, in the United States, MLPF&S and Merrill Lynch Professional Clearing Corp., all of which are registered broker dealers and members of Financial Industry Regulatory Authority (FINRA) and

Securities Investor Protection Corporation (SIPC), and, in other jurisdictions, locally registered entities.

Investment products offered by Investment Banking Affiliates, including MLPF&S, ARE NOT FDIC INSURED, ARE NOT BANK GUARANTEED AND MAY LOSE VALUE.

Additional Information

We will route your equity and option orders to market centers consistent with our duty of best execution.

Except for certain custodial accounts, we hold bonds and preferred stocks in bulk segregation. If there is a partial call for those securities, securities will be randomly selected from those held in bulk. The probability of your holdings being selected is proportional to the total number of customer holdings of that particular security that we hold.

This statement serves as a confirmation of certain transactions during the period permitted to be reported periodically. Additional information, including the time of execution for any trade, is available upon written request.

In accordance with applicable law, rules and regulations, your free credit balance is not segregated and we can use these funds in our business. Your free credit balance is the amount of funds payable upon your demand. You have the right to receive, in the normal course of business, any free credit balance and any fully paid securities to which you are entitled, subject to any obligations you owe in any of your accounts.

For clients enrolled in a sweep program, the balance in any bank deposit account or shares of any money market mutual fund in which you have a beneficial interest can be withdrawn or liquidated on your order and the proceeds returned to your securities account or remitted to you.

You will have the right to vote full shares and we may solicit voting instructions concerning these full shares in your account. Voting shares in your account will be governed by the then current rules and policies of FINRA and the Securities Exchange Commission or other applicable exchanges or regulatory bodies.

All transactions are subject to the constitution, rules, regulations, customs, usages, rulings and interpretations of the exchange or market, and its clearinghouse, if any, where the transactions are executed, and if not executed on any exchange, FINRA.

You may obtain an investor brochure that includes information describing the FINRA Regulation Public Disclosure Program ("Program"). To obtain a brochure or more information about the Program or your broker contact the FINRA Regulation Public Disclosure Program Hotline at (800)289-9999 or access the FINRA website

at www.finra.org

We receive a fee from ISA® banks of up to 2% per annum of the average daily balances. We receive a fee from our affiliated banks of up to \$100 per annum for each account that sweeps balances to the banks under the RASPSM and ML bank deposit programs. We also receive a fee from Bank of America, N.A. based on the average daily Preferred Deposit® and Preferred Deposit for Business® balances.

Options Customers

For all customers, including those who own options, please promptly advise us of any material change in your investment objectives or financial condition. Individual options commission charges have been included in your confirmation. You may request a summary of this information.

Margin Customers

If this statement is for a margin account, it is a combined statement of your margin account and special memorandum account maintained for you pursuant to applicable regulations. The permanent record of the separate account, as required by Regulation T, is available for your inspection upon request. You should retain this statement for use with your next statement to calculate interest charges, if any, for the period covered by this statement. The interest charge period will parallel the statement period, except that interest due for the final day of the statement period will be carried over and appear on your next statement.

Coverage for your Account

The Securities Investor Protection Corporation (SIPC) and our excess-SIPC insurance policy do not cover commodities futures contracts, fixed annuity contracts, hedge funds, private equity funds, commodity pools and other investment contracts (such as limited partnerships) that are not registered with the US Securities Exchange Commission, precious metals, other assets that are not securities, as defined by SIPC, and assets that are not held at MLPF&S, such as cash on deposit at Bank of America, N.A. or Bank of America California, N.A. (Merrill Lynch affiliated banks) or other depository institutions. Those bank deposits are protected by the FDIC up to applicable limits. MLPF&S is not a bank. Unless otherwise disclosed, INVESTMENTS THROUGH MLPF&S ARE NOT FDIC INSURED, ARE NOT BANK GUARANTEED AND MAY LOSE VALUE. To obtain information about SIPC, including the SIPC Brochure, contact SIPC at <http://www.sipc.org> or (202)371-8300.

Fixed Income Securities

Values on your statement generally are based on estimates obtained from various sources and in certain cases only from affiliates. These values assume standard market conditions, are not firm bids or offers and may vary from prices achieved in actual transactions, especially for thinly traded securities. These values are generally for transactions of \$ 1 million or more, which often reflect more favorable pricing than transactions in smaller amounts. You may pay more than these values if you purchase smaller amounts of securities, or receive less if you sell smaller amounts of securities.

Prices and Valuations

While we believe our pricing information to be reliable, we cannot guarantee its accuracy. Pricing information provided for certain thinly traded securities may be stale.

Values on your statement generally are based on estimates obtained from various sources and in certain cases only from affiliates.

Investments such as direct participation program securities (e.g., partnerships, limited liability companies, and real estate trusts which are not listed on any exchange), and alternative investments (e.g., commodity pools, private equity funds, private debit funds, and hedge funds) are generally illiquid investments. No formal trading market exists for these securities and their current values will likely be different from the purchase price. Unless otherwise indicated, and except for certain alternative investment funds sponsored by affiliates of MLPF&S, the value shown on this statement for an investment in these securities has been provided by the management, administrator or sponsor of each program or a third-party vendor, in each case without independent verification by MLPF&S. The values shown may not reflect actual market value or be realized upon a sale. If an estimated value is not provided, accurate valuation information is not available.

Cost Data/Realized Capital Gains & Losses

Cost Data and Realized Capital Gains/Losses are provided in this statement for informational purposes only. Please review for accuracy. Merrill Lynch is not responsible for omitted or restated data. Please consult your tax advisor to determine the tax consequences of your securities transactions. Your statement is not an official accounting of gains/losses. Please refer to your records, trade confirmations, and your Consolidated Tax Reporting Statement (Form 1099).

Insurance Policies and Annuity Contracts

Information is based on data from the issuing insurer. We are not responsible for the calculation of policy/contract values. Insurance policies and annuity contracts are generally not held in your MLPF&S account. If we, as custodian or trustee, hold an annuity contract that is a security, SIPC and excess-SIPC coverage apply.

Estimated Annual Income and Current Yield

Estimated Annual Income and Current Yield for certain types of securities could include a return of principal or capital gains in which case the Estimated Annual Income and Current Yield would be overstated. Estimated Annual Income and Current Yield are estimates and the actual income and yield might be lower or higher than the estimated amounts. Current Yield is based upon Estimated Annual Income and the current price of the security and will fluctuate.

Market-Linked Investments (MLI)

MLIs are debt securities or Certificates of Deposit linked to an underlying reference asset. They are reflected on your statement by their underlying reference asset – equities (e.g., stocks, ETFs, equity indices), alternative investments (e.g., commodities, currencies), or fixed income (e.g., interest rates). This classification method illustrates your asset allocation.

Symbols and Abbreviations

☐	Interest reported to the IRS
■	Gross Proceeds reported to the IRS
*	Dividends reported to the IRS
:	Transactions reported to the IRS
OCC	Options Clearing Corporation
#	Transaction you requested same day payment. Prior day's dividend retained to offset cost of advancing payment on your behalf
N/A	Price, value and/or cost data not available
N/C	Not-Calculated
N/N	Non-negotiable securities
N/O	Securities registered in your name
N/O CUST	Non-negotiable securities registered in the name of the custodian
↑ ↓	Indicates that BofA Merrill Lynch Research has upgraded (↑) or downgraded (↓) its fundamental equity opinion on a security.

Dynamic Value Agg

Account Number: 6CL-20368

YOUR CMA EQUITY COST BASIS

November 01, 2024 - November 29, 2024

EQUITIES									
<i>Description</i>	<i>Symbol</i>	<i>Acquired</i>	<i>Quantity</i>	<i>Unit Cost Basis</i>	<i>Total Cost Basis</i>	<i>Estimated Market Price</i>	<i>Estimated Market Value</i>	<i>Unrealized Gain/(Loss)</i>	<i>Estimated Annual Income</i>
AGNICO EAGLE MINES LTD	AEM	07/23/24	70.0000	75.5292	5,287.05	84.4200	5,909.40	622.35	112
<i>CURRENT YIELD 1.895%</i>									
ALPHABET INC SHS CL A	GOOGL	03/27/20	20.0000	55.4545	1,109.09	168.9500	3,379.00	2,269.91	16
<i>CURRENT YIELD 0.473%</i>									
		04/09/20	20.0000	59.9710	1,199.42	168.9500	3,379.00	2,179.58	16
		04/28/20	20.0000	61.7720	1,235.44	168.9500	3,379.00	2,143.56	16
<i>Subtotal</i>			<i>60.0000</i>		<i>3,543.95</i>		<i>10,137.00</i>	<i>6,593.05</i>	<i>48</i>
AMAZON COM INC COM	AMZN	09/25/23	28.0000	131.5828	3,684.32	207.8900	5,820.92	2,136.60	
		05/14/24	2.0000	187.1500	374.30	207.8900	415.78	41.48	
<i>Subtotal</i>			<i>30.0000</i>		<i>4,058.62</i>		<i>6,236.70</i>	<i>2,178.08</i>	
APPLE INC	AAPL	12/01/20	33.0000	122.6857	4,048.63	237.3300	7,831.89	3,783.26	33
<i>CURRENT YIELD 0.421%</i>									
ARCH CAPITAL GRP LTD BM	ACGL	05/06/24	32.0000	96.7153	3,094.89	100.7200	3,223.04	128.15	
		05/14/24	24.0000	97.8800	2,349.12	100.7200	2,417.28	68.16	
		06/24/24	14.0000	102.5421	1,435.59	100.7200	1,410.08	(25.51)	
<i>Subtotal</i>			<i>70.0000</i>		<i>6,879.60</i>		<i>7,050.40</i>	<i>170.80</i>	
ARES MANAGEMENT	ARES	10/09/23	25.0000	108.7704	2,719.26	176.7300	4,418.25	1,698.99	93
<i>CORP - A CURRENT YIELD 2.104%</i>									
		05/14/24	13.0000	144.7653	1,881.95	176.7300	2,297.49	415.54	49
<i>Subtotal</i>			<i>38.0000</i>		<i>4,601.21</i>		<i>6,715.74</i>	<i>2,114.53</i>	<i>142</i>
ARISTA NETWORKS INC	ANET	03/11/24	5.0000	270.5440	1,352.72	405.8200	2,029.10	676.38	
		03/12/24	3.0000	272.6366	817.91	405.8200	1,217.46	399.55	
		05/14/24	9.0000	313.6900	2,823.21	405.8200	3,652.38	829.17	
<i>Subtotal</i>			<i>17.0000</i>		<i>4,993.84</i>		<i>6,898.94</i>	<i>1,905.10</i>	

YOUR CMA EQUITY COST BASIS

November 01, 2024 - November 29, 2024

EQUITIES (continued) <i>Description</i>	<i>Symbol</i>	<i>Acquired</i>	<i>Quantity</i>	<i>Unit Cost Basis</i>	<i>Total Cost Basis</i>	<i>Estimated Market Price</i>	<i>Estimated Market Value</i>	<i>Unrealized Gain/(Loss)</i>	<i>Estimated Annual Income</i>
BLACKSTONE INC <i>CURRENT YIELD 0.789%</i>	BX	04/09/20	21.0000	43.3890	911.17	191.0900	4,012.89	3,101.72	32
		04/28/20	12.0000	45.9266	551.12	191.0900	2,293.08	1,741.96	19
		05/14/24	11.0000	126.0800	1,386.88	191.0900	2,101.99	715.11	17
<i>Subtotal</i>			<i>44.0000</i>		<i>2,849.17</i>		<i>8,407.96</i>	<i>5,558.79</i>	<i>68</i>
BOOZ ALLEN HAMILTON HLDG <i>CLASS A CURRENT YIELD 1.376%</i>	BAH	04/08/24	37.0000	147.3210	5,450.88	148.1800	5,482.66	31.78	76
BROADCOM INC <i>CURRENT YIELD 1.308%</i>	AVGO	03/16/21	50.0000	48.1446	2,407.23	162.0800	8,104.00	5,696.77	106
		03/17/21	30.0000	47.1883	1,415.65	162.0800	4,862.40	3,446.75	64
		04/05/21	10.0000	48.5830	485.83	162.0800	1,620.80	1,134.97	22
<i>Subtotal</i>			<i>90.0000</i>		<i>4,308.71</i>		<i>14,587.20</i>	<i>10,278.49</i>	<i>192</i>
CINTAS CORP OHIO <i>CURRENT YIELD 0.690%</i>	CTAS	09/25/23	20.0000	125.7635	2,515.27	225.7900	4,515.80	2,000.53	32
		05/14/24	12.0000	172.2050	2,066.46	225.7900	2,709.48	643.02	19
<i>Subtotal</i>			<i>32.0000</i>		<i>4,581.73</i>		<i>7,225.28</i>	<i>2,643.55</i>	<i>51</i>
COSTCO WHOLESALE CRP DEL <i>CURRENT YIELD 0.477%</i>	COST	03/27/20	4.0000	284.5000	1,138.00	971.8800	3,887.52	2,749.52	19
		04/09/20	2.0000	299.1650	598.33	971.8800	1,943.76	1,345.43	10
		04/28/20	3.0000	304.3200	912.96	971.8800	2,915.64	2,002.68	14
<i>Subtotal</i>			<i>9.0000</i>		<i>2,649.29</i>		<i>8,746.92</i>	<i>6,097.63</i>	<i>43</i>
EATON CORP PLC <i>CURRENT YIELD 1.001%</i>	ETN	12/09/22	13.0000	158.7400	2,063.62	375.4200	4,880.46	2,816.84	49
		05/14/24	3.0000	330.5533	991.66	375.4200	1,126.26	134.60	12
<i>Subtotal</i>			<i>16.0000</i>		<i>3,055.28</i>		<i>6,006.72</i>	<i>2,951.44</i>	<i>61</i>
ELI LILLY & CO <i>CURRENT YIELD 0.653%</i>	LLY	01/08/24	3.0000	619.0766	1,857.23	795.3500	2,386.05	528.82	16
		05/14/24	4.0000	763.7425	3,054.97	795.3500	3,181.40	126.43	21
<i>Subtotal</i>			<i>7.0000</i>		<i>4,912.20</i>		<i>5,567.45</i>	<i>655.25</i>	<i>37</i>

Dynamic Value Agg

Account Number: 6CL-20368

YOUR CMA EQUITY COST BASIS

November 01, 2024 - November 29, 2024

EQUITIES (continued) <i>Description</i>	<i>Symbol</i>	<i>Acquired</i>	<i>Quantity</i>	<i>Unit Cost Basis</i>	<i>Total Cost Basis</i>	<i>Estimated Market Price</i>	<i>Estimated Market Value</i>	<i>Unrealized Gain/(Loss)</i>	<i>Estimated Annual Income</i>
ENCOMPASS HEALTH CORP <i>COM CURRENT YIELD 0.660%</i>	EHC	04/22/24	57.0000	80.5489	4,591.29	102.9400	5,867.58	1,276.29	39
		05/14/24	6.0000	87.0100	522.06	102.9400	617.64	95.58	5
		06/24/24	18.0000	85.5177	1,539.32	102.9400	1,852.92	313.60	13
<i>Subtotal</i>			<i>81.0000</i>		<i>6,652.67</i>		<i>8,338.14</i>	<i>1,685.47</i>	<i>57</i>
EQUINIX INC <i>CURRENT YIELD 1.736%</i>	EQIX	02/21/23	5.0000	702.8220	3,514.11	981.4800	4,907.40	1,393.29	86
		05/14/24	2.0000	789.5100	1,579.02	981.4800	1,962.96	383.94	35
<i>Subtotal</i>			<i>7.0000</i>		<i>5,093.13</i>		<i>6,870.36</i>	<i>1,777.23</i>	<i>121</i>
INTERACTIVE BROKERS GROU <i>INC CURRENT YIELD 0.523%</i>	IBKR	08/06/24	47.0000	111.2404	5,228.30	191.0900	8,981.23	3,752.93	47
		09/09/24	9.0000	124.5600	1,121.04	191.0900	1,719.81	598.77	9
<i>Subtotal</i>			<i>56.0000</i>		<i>6,349.34</i>		<i>10,701.04</i>	<i>4,351.70</i>	<i>56</i>
INTERCONTINENTAL <i>EXCHANGE INC CURRENT YIELD 1.118%</i>	ICE	05/22/23	30.0000	109.3923	3,281.77	160.9600	4,828.80	1,547.03	54
		05/14/24	6.0000	134.5250	807.15	160.9600	965.76	158.61	11
<i>Subtotal</i>			<i>36.0000</i>		<i>4,088.92</i>		<i>5,794.56</i>	<i>1,705.64</i>	<i>65</i>
INTUIT INC COM <i>CURRENT YIELD 0.648%</i>	INTU	09/25/23	5.0000	507.8260	2,539.13	641.7300	3,208.65	669.52	21
		05/14/24	3.0000	635.9900	1,907.97	641.7300	1,925.19	17.22	13
<i>Subtotal</i>			<i>8.0000</i>		<i>4,447.10</i>		<i>5,133.84</i>	<i>686.74</i>	<i>34</i>
ITT INC SHS <i>CURRENT YIELD 0.817%</i>	ITT	09/11/23	42.0000	101.3102	4,255.03	156.1200	6,557.04	2,302.01	54
LINDE PLC NEW <i>CURRENT YIELD 1.206%</i>	LIN	12/01/21	9.0000	325.1266	2,926.14	460.9900	4,148.91	1,222.77	51
		12/16/21	3.0000	341.5500	1,024.65	460.9900	1,382.97	358.32	17
<i>Subtotal</i>			<i>12.0000</i>		<i>3,950.79</i>		<i>5,531.88</i>	<i>1,581.09</i>	<i>68</i>
MCKESSON CORPORATION COM <i>CURRENT YIELD 0.451%</i>	MCK	08/21/23	10.0000	426.0960	4,260.96	628.5000	6,285.00	2,024.04	29

YOUR CMA EQUITY COST BASIS

November 01, 2024 - November 29, 2024

EQUITIES (continued) <i>Description</i>	<i>Symbol</i>	<i>Acquired</i>	<i>Quantity</i>	<i>Unit Cost Basis</i>	<i>Total Cost Basis</i>	<i>Estimated Market Price</i>	<i>Estimated Market Value</i>	<i>Unrealized Gain/(Loss)</i>	<i>Estimated Annual Income</i>
META PLATFORMS INC <i>CLASS A COMMON STOCK CURRENT YIELD 0.348%</i>	META	07/10/23	11.0000	292.4218	3,216.64	574.3200	6,317.52	3,100.88	22
MICROSOFT CORP <i>CURRENT YIELD 0.784%</i>	MSFT	03/27/20	9.0000	150.0755	1,350.68	423.4600	3,811.14	2,460.46	30
		04/09/20	5.0000	164.3480	821.74	423.4600	2,117.30	1,295.56	17
		04/28/20	5.0000	169.7500	848.75	423.4600	2,117.30	1,268.55	17
		06/15/20	4.0000	187.5650	750.26	423.4600	1,693.84	943.58	14
<i>Subtotal</i>			<i>23.0000</i>		<i>3,771.43</i>		<i>9,739.58</i>	<i>5,968.15</i>	<i>78</i>
NRG ENERGY INC <i>CURRENT YIELD 1.604%</i>	NRG	02/08/24	14.0000	52.3242	732.54	101.6100	1,422.54	690.00	23
		02/09/24	65.0000	52.2687	3,397.47	101.6100	6,604.65	3,207.18	106
<i>Subtotal</i>			<i>79.0000</i>		<i>4,130.01</i>		<i>8,027.19</i>	<i>3,897.18</i>	<i>129</i>
PALO ALTO NETWORKS INC <i>COM</i>	PANW	03/21/23	16.0000	193.3612	3,093.78	387.8200	6,205.12	3,111.34	
		05/14/24	2.0000	301.8150	603.63	387.8200	775.64	172.01	
<i>Subtotal</i>			<i>18.0000</i>		<i>3,697.41</i>		<i>6,980.76</i>	<i>3,283.35</i>	
SERVICENOW INC	NOW	04/24/23	4.0000	468.6300	1,874.52	1,049.4400	4,197.76	2,323.24	
		05/14/24	3.0000	721.7500	2,165.25	1,049.4400	3,148.32	983.07	
<i>Subtotal</i>			<i>7.0000</i>		<i>4,039.77</i>		<i>7,346.08</i>	<i>3,306.31</i>	
STRYKER CORP <i>CURRENT YIELD 0.816%</i>	SYK	11/26/24	13.0000	387.9469	5,043.31	392.1500	5,097.95	54.64	42
SYNOPSYS INC	SNPS	09/11/23	9.0000	458.7800	4,129.02	558.4900	5,026.41	897.39	
TARGA RESOURCES CORP <i>COM STK CURRENT YIELD 1.468%</i>	TRGP	03/07/23	41.0000	77.1156	3,161.74	204.3000	8,376.30	5,214.56	123
		05/14/24	2.0000	114.4050	228.81	204.3000	408.60	179.79	6
<i>Subtotal</i>			<i>43.0000</i>		<i>3,390.55</i>		<i>8,784.90</i>	<i>5,394.35</i>	<i>129</i>
TJX COS INC NEW <i>CURRENT YIELD 1.193%</i>	TJX	10/21/22	80.0000	67.7722	5,421.78	125.6900	10,055.20	4,633.42	120

Dynamic Value Agg

Account Number: 6CL-20368

YOUR CMA EQUITY COST BASIS

November 01, 2024 - November 29, 2024

EQUITIES (continued) <i>Description</i>	<i>Symbol</i>	<i>Acquired</i>	<i>Quantity</i>	<i>Unit Cost Basis</i>	<i>Total Cost Basis</i>	<i>Estimated Market Price</i>	<i>Estimated Market Value</i>	<i>Unrealized Gain/(Loss)</i>	<i>Estimated Annual Income</i>
UNITED RENTALS INC COM <i>CURRENT YIELD 0.752%</i>	URI	03/21/23	8.0000	397.9200	3,183.36	866.0000	6,928.00	3,744.64	53
VERTEX PHARMCTLS INC	VRTX	02/08/24	9.0000	421.5977	3,794.38	468.1300	4,213.17	418.79	
		05/14/24	3.0000	428.7800	1,286.34	468.1300	1,404.39	118.05	
<i>Subtotal</i>			<i>12.0000</i>		<i>5,080.72</i>		5,617.56	<i>536.84</i>	
VERTIV HLDG CO <i>CURRENT YIELD 0.117%</i>	VRT	01/08/24	45.0000	48.1664	2,167.49	127.6000	5,742.00	3,574.51	7
		03/11/24	23.0000	66.7900	1,536.17	127.6000	2,934.80	1,398.63	4
<i>Subtotal</i>			<i>68.0000</i>		<i>3,703.66</i>		8,676.80	<i>4,973.14</i>	11
VISA INC CL A SHRS <i>CURRENT YIELD 0.749%</i>	V	08/07/23	7.0000	241.9471	1,693.63	315.0800	2,205.56	511.93	17
		08/21/23	10.0000	239.8260	2,398.26	315.0800	3,150.80	752.54	24
		05/14/24	2.0000	278.0200	556.04	315.0800	630.16	74.12	5
<i>Subtotal</i>			<i>19.0000</i>		<i>4,647.93</i>		5,986.52	<i>1,338.59</i>	46
WASTE CONNECTIONS INC <i>CURRENT YIELD 0.654%</i>	WCN	08/06/24	30.0000	179.5390	5,386.17	192.4700	5,774.10	387.93	38
		09/09/24	6.0000	185.4350	1,112.61	192.4700	1,154.82	42.21	8
<i>Subtotal</i>			<i>36.0000</i>		<i>6,498.78</i>		6,928.92	<i>430.14</i>	46
WELLTOWER INC <i>CURRENT YIELD 1.939%</i>	WELL	05/06/24	31.0000	96.6370	2,995.75	138.1800	4,283.58	1,287.83	84
		05/14/24	24.0000	98.8200	2,371.68	138.1800	3,316.32	944.64	65
		06/24/24	15.0000	103.6800	1,555.20	138.1800	2,072.70	517.50	41
<i>Subtotal</i>			<i>70.0000</i>		<i>6,922.63</i>		9,672.60	<i>2,749.97</i>	190
TOTAL YIELD .81%					167,195.10		273,202.11	106,007.01	2,213

This page intentionally left blank

MULN

Account Number: 6CL-23146

YOUR CMA EQUITY COST BASIS

November 01, 2024 - November 29, 2024

EQUITIES									
<i>Description</i>	<i>Symbol</i>	<i>Acquired</i>	<i>Quantity</i>	<i>Unit Cost Basis</i>	<i>Total Cost Basis</i>	<i>Estimated Market Price</i>	<i>Estimated Market Value</i>	<i>Unrealized Gain/(Loss)</i>	<i>Estimated Annual Income</i>
MULLEN AUTOMOTIVE INC	MULN	N/A	0.0300	N/A	N/A	2.6900	.08	N/A	
		N/A	0.0252	N/A	N/A	2.6900	.07	N/A	
		N/A	0.0048	N/A	N/A	2.6900	.01	N/A	
		N/A	0.9400	N/A	N/A	2.6900	2.53	N/A	
<i>Subtotal</i>			<i>1.0000</i>				2.69		
TOTAL							2.69		

Notes

Total values exclude N/A items

This page intentionally left blank

Two-Year Comparison Worksheet

2023

Name(s) as shown on return

BENYOMIN MURIK & ALISA ISSAKOV

Social security number

145-98-0505

2022 Filing Status MARRIED FILING JOINT

2023 Filing Status MARRIED FILING JOINT

2022 Tax Bracket 37.0%

2023 Tax Bracket 37.0%

Description	Tax Year 2022	Tax Year 2023	Increase (Decrease)
WAGES, SALARIES, AND TIPS	600,000.	600,000.	0.
SCHEDULE B - TAXABLE INTEREST	218.	4,141.	3,923.
SCHEDULE B - QUALIFIED DIVIDENDS	2,630.	2,705.	75.
SCHEDULE B - ORDINARY DIVIDENDS	3,349.	3,436.	87.
TAXABLE IRA DISTRIBUTIONS	0.	5,669.	5,669.
SCHEDULE D (CAPITAL GAIN/LOSS)	1,342,794.	-3,000.	-1,345,794.
FORM 4797 (OTHER GAINS OR LOSSES)	-4,292.	10,799.	15,091.
SCHEDULE E (RENTAL AND PASSTHROUGH)	1,846,095.	1,336,908.	-509,187.
OTHER INCOME	0.	783.	783.
TOTAL INCOME	3,788,164.	1,958,736.	-1,829,428.
ADJUSTED GROSS INCOME	3,788,164.	1,958,736.	-1,829,428.
TAXES	10,000.	10,000.	0.
INTEREST (DEDUCTIBLE)	31,529.	28,719.	-2,810.
CONTRIBUTIONS	592,545.	543,886.	-48,659.
TOTAL ITEMIZED DEDUCTIONS	634,074.	582,605.	-51,469.
QUALIFIED BUSINESS INCOME DEDUCTION	361,733.	264,098.	-97,635.
TOTAL DEDUCTIONS	995,807.	846,703.	-149,104.
TAXABLE INCOME	2,792,357.	1,112,033.	-1,680,324.
TAX	738,999.	340,906.	-398,093.
TAX BEFORE CREDITS	738,999.	340,906.	-398,093.
FORM 1116 (FOREIGN TAX CREDIT)	22.	18.	-4.
FORM 3800 (GENERAL BUSINESS CREDIT)	47.	0.	-47.
TAX AFTER NON-REFUNDABLE CREDITS	738,930.	340,888.	-398,042.
FORM 8959 (ADDITIONAL MEDICARE TAX)	3,150.	3,150.	0.
FORM 8960 (NET INVEST. INCOME TAX)	63,389.	1,526.	-61,863.
TOTAL TAX	805,469.	345,564.	-459,905.
FED. INCOME TAX WITHHELD, FORM W-2	125,741.	190,260.	64,519.
FED. INCOME TAX WITHHELD, OTHER FORM	3,600.	3,600.	0.
TOTAL PAYMENTS	129,341.	193,860.	64,519.
FORM 2210/2210F (EST. TAX PENALTY)	15,217.	6,019.	-9,198.
BALANCE DUE (INCLUDING 2210/2210F)	691,345.	157,723.	-533,622.
LATE PAYMENT/FILING/8978 PEN. & INT.	48,868.	0.	-48,868.
TOTAL DUE AFTER PENALTY & INTEREST	740,213.	157,723.	-582,490.
GEORGIA STATE RETURN			
PAYMENTS	0.	2,462.	2,462.
AMOUNT REFUNDED	0.	2,462.	2,462.

Two-Year Comparison Worksheet

2023

Name(s) as shown on return		Social security number	
BENYOMIN MURIK & ALISA ISSAKOV		145-98-0505	
2022 Filing Status MARRIED FILING JOINT		2023 Filing Status MARRIED FILING JOINT	
2022 Tax Bracket 37.0%		2023 Tax Bracket 37.0%	

Description	Tax Year 2022	Tax Year 2023	Increase (Decrease)
ILLINOIS STATE RETURN			
TAXABLE INCOME	66,566.	26,581.	-39,985.
TAX	3,295.	1,316.	-1,979.
PAYMENTS	3,295.	0.	-3,295.
REFUNDABLE CREDITS	0.	1,424.	1,424.
AMOUNT REFUNDED	0.	108.	108.
MASSACHUSETTS STATE RETURN			
MICHIGAN STATE RETURN			
TAXABLE INCOME	0.	11,944.	11,944.
TAX	0.	484.	484.
BALANCE DUE INCLUDING PEN. & INT.	0.	615.	615.
MISSISSIPPI STATE RETURN			
TAXABLE INCOME	-14,853.	-73,393.	-58,540.

U.S. Individual Income Tax Return

2023

EXTENSION
OMB No. 1545-0074GRANTED TO 10/15/24
IRS Use Only - Do not write or staple in this space.

For the year Jan. 1 - Dec. 31, 2023, or other tax year beginning		, ending	See separate instructions.
Your first name and middle initial		Last name	Your social security number
BENYOMIN		MURIK	145 98 0505
If joint return, spouse's first name and middle initial		Last name	Spouse's social security number
ALISA		ISSAKOV	147 04 6066
Home address (number and street). If you have a P.O. box, see instructions.			Apt. no.
1040 N SOUTHLAKE DR			
City, town, or post office. If you have a foreign address, also complete spaces below.			State ZIP code
HOLLYWOOD			FL 33019
Foreign country name		Foreign province/state/county	Foreign postal code

Filing Status	<input type="checkbox"/> Single	<input type="checkbox"/> Head of household (HOH)
Check only one box.	<input checked="" type="checkbox"/> Married filing jointly (even if only one had income)	<input type="checkbox"/> Qualifying surviving spouse (QSS)
	<input type="checkbox"/> Married filing separately (MFS)	
If you checked the MFS box, enter the name of your spouse. If you checked the HOH or QSS box, enter the child's name if the qualifying person is a child but not your dependent		

Digital Assets	At any time during 2023, did you: (a) receive (as a reward, award, or payment for property or services); or (b) sell, exchange, or otherwise dispose of a digital asset (or a financial interest in a digital asset)? (See instructions.)	<input type="checkbox"/> Yes <input checked="" type="checkbox"/> No
Standard Deduction	Someone can claim: <input type="checkbox"/> You as a dependent <input type="checkbox"/> Your spouse as a dependent	
	<input type="checkbox"/> Spouse itemizes on a separate return or you were a dual-status alien	

Age/Blindness	You: <input type="checkbox"/> Were born before January 2, 1959 <input type="checkbox"/> Are blind	Spouse: <input type="checkbox"/> Was born before January 2, 1959 <input type="checkbox"/> Is blind	
Dependents (see instructions):	(2) Social security number	(3) Relationship to you	(4) Check the box if qualifies for (see instr.):
If more than four dependents, see instr. and check here <input type="checkbox"/>	(1) First name Last name		Child tax credit Credit for other dependents
	MARTIN MURIK	046-47-3553 SON	<input checked="" type="checkbox"/> <input type="checkbox"/>
	ZACHARY MURIK	155-97-4762 SON	<input checked="" type="checkbox"/> <input type="checkbox"/>
			<input type="checkbox"/> <input type="checkbox"/>
			<input type="checkbox"/> <input type="checkbox"/>

Income	1a Total amount from Form(s) W-2, box 1 (see instructions)	STMT 1	1a 600,000.
Attach Form(s) W-2 here. Also attach Forms W-2G and 1099-R if tax was withheld.	b Household employee wages not reported on Form(s) W-2		1b
If you did not get a Form W-2, see instructions.	c Tip income not reported on line 1a (see instructions)		1c
	d Medicaid waiver payments not reported on Form(s) W-2 (see instructions)		1d
	e Taxable dependent care benefits from Form 2441, line 26		1e
	f Employer-provided adoption benefits from Form 8839, line 29		1f
	g Wages from Form 8919, line 6		1g
	h Other earned income (see instructions)		1h
	i Nontaxable combat pay election (see instructions)	1i	
	z Add lines 1a through 1h		1z 600,000.
Attach Sch. B if required.	2a Tax-exempt interest	2a	2b 4,141.
	3a Qualified dividends	3a 2,705.	3b 3,436.
	4a IRA distributions	4a	4b 5,669.
	5a Pensions and annuities	5a	5b
Standard Deduction for -	6a Social security benefits	6a	6b
• Single or Married filing separately, \$13,850	c If you elect to use the lump-sum election method, check here (see instructions)	<input type="checkbox"/>	
• Married filing jointly or Qualifying surviving spouse, \$27,700	7 Capital gain or (loss). Attach Schedule D if required. If not required, check here	<input type="checkbox"/>	7 -3,000.
• Head of household, \$20,800	8 Additional income from Schedule 1, line 10		8 1,348,490.
• If you checked any box under Standard Deduction, see instructions.	9 Add lines 1z, 2b, 3b, 4b, 5b, 6b, 7, and 8. This is your total income		9 1,958,736.
	10 Adjustments to income from Schedule 1, line 26		10
	11 Subtract line 10 from line 9. This is your adjusted gross income		11 1,958,736.
	12 Standard deduction or itemized deductions (from Schedule A)		12 582,605.
	13 Qualified business income deduction from Form 8995 or Form 8995-A		13 264,098.
	14 Add lines 12 and 13		14 846,703.
	15 Subtract line 14 from line 11. If zero or less, enter -0-. This is your taxable income		15 1,112,033.

LHA For Disclosure, Privacy Act, and Paperwork Reduction Act Notice, see separate instructions.

Form 1040 (2023)

Tax and Credits

16	Tax (see instructions). Check if any from Form(s): 1 <input type="checkbox"/> 8814 2 <input type="checkbox"/> 4972 3 <input type="checkbox"/>	16	340,906.
17	Amount from Schedule 2, line 3	17	
18	Add lines 16 and 17	18	340,906.
19	Child tax credit or credit for other dependents from Schedule 8812	19	
20	Amount from Schedule 3, line 8	20	18.
21	Add lines 19 and 20	21	18.
22	Subtract line 21 from line 18. If zero or less, enter -0-	22	340,888.
23	Other taxes, including self-employment tax, from Schedule 2, line 21	23	4,676.
24	Add lines 22 and 23. This is your total tax	24	345,564.

Payments

25	Federal income tax withheld from:		
a	Form(s) W-2	25a	190,260.
b	Form(s) 1099	25b	
c	Other forms (see instructions)	25c	3,600.
d	Add lines 25a through 25c	25d	193,860.
26	2023 estimated tax payments and amount applied from 2022 return	26	
27	Earned income credit (EIC)	27	
28	Additional child tax credit from Schedule 8812	28	
29	American opportunity credit from Form 8863, line 8	29	
30	Reserved for future use	30	
31	Amount from Schedule 3, line 15	31	
32	Add lines 27, 28, 29, and 31. These are your total other payments and refundable credits	32	
33	Add lines 25d, 26, and 32. These are your total payments	33	193,860.

If you have a qualifying child, attach Sch. EIC.

Refund

34	If line 33 is more than line 24, subtract line 24 from line 33. This is the amount you overpaid	34	
35a	Amount of line 34 you want refunded to you . If Form 8888 is attached, check here <input type="checkbox"/>	35a	
b	Routing number	c Type: <input type="checkbox"/> Checking <input type="checkbox"/> Savings	
d	Account number		
36	Amount of line 34 you want applied to your 2024 estimated tax	36	

Amount You Owe

37	Subtract line 33 from line 24. This is the amount you owe . For details on how to pay, go to www.irs.gov/Payments or see instructions	37	157,723.
38	Estimated tax penalty (see instructions)	38	6,019.

Third Party DesigneeDo you want to allow another person to discuss this return with the IRS? See instructions ☒ **Yes**. Complete below. ☐ **No**

Designee's name	JOSHUA WEICHSELBAUM	Phone no.	212-532-5550	Personal identification number (PIN)	34278
-----------------	---------------------	-----------	--------------	--------------------------------------	-------

Under penalties of perjury, I declare that I have examined this return and accompanying schedules and statements, and to the best of my knowledge and belief, they are true, correct, and complete. Declaration of preparer (other than taxpayer) is based on all information of which preparer has any knowledge.

Sign Here

Your signature	Date	Your occupation	If the IRS sent you an Identity Protection PIN, enter it here (see inst.)
Spouse's signature. If a joint return, both must sign.	Date	Spouse's occupation	If the IRS sent your spouse an Identity Protection PIN, enter it here (see inst.)

Joint return? See instructions. Keep a copy for your records.

Phone no. (786) 204-3221

Email address

Paid Preparer Use Only	Preparer's name	Preparer's signature	Date	PTIN	Check if: <input type="checkbox"/> Self-employed
	JOSHUA WEICHSELBAUM	JOSHUA WEICHSELBAUM	10/15/24	P01484724	

Firm's name	LESHKOWITZ & COMPANY, LLP	Phone no.	212-532-5550
Firm's address	45 BROADWAY, 8TH FLOOR NEW YORK, NY 10006	Firm's EIN	11-2473984

Go to www.irs.gov/Form1040 for instructions and the latest information.

Form 1040 (2023)

