



Statement Reporting Period:

01/01/09 - 01/31/09

800-873-2835
 TD AMERITRADE
 DIVISION OF TD AMERITRADE INC
 PO BOX 2209
 OMAHA, NE 68103-2209

Statement for Account # 872-678500

CLAUDE SIMON
 1204 SPRINGWOOD CHURCH RD
 GIBSONVILLE, NC 27249-2646

Announcements:

ROLL OVER YOUR OLD 401(K) TO A
 TD AMERITRADE EASY IRA.
 NO FEES. NO HASSLES. PLUS A
 FREE RETIREMENT CHECKUP.
 VISIT A BRANCH NEAR YOU OR FIND
 OUT MORE AT TDAMERITRADE.COM

Portfolio Summary							
Investment	Current Value	Prior Value	Period Change	% Change	Estimated Income	Estimated Yield	Portfolio Allocation
Cash	\$ -	\$ -	\$ -	-	\$ -	-	
MMDA	294.79	294.78	0.01	-	-	-	MMDA 5.6%
Money Market	-	-	-	-	-	-	
Short Balance	-	-	-	-	-	-	
Stocks	4,987.14	3,117.20	1,869.94	60.0%	-	-	Stocks 94.4%
Short Stocks	-	-	-	-	-	-	
Fixed Income	-	-	-	-	-	-	
Options	-	-	-	-	-	-	
Short Options	-	-	-	-	-	-	
Mutual Funds	-	-	-	-	-	-	
Other	-	-	-	-	-	-	
Total	\$5,281.93	\$3,411.98	\$1,869.95	54.8%	\$ 0.00	0.0%	

Cash Activity Summary			Income & Expense Summary			Performance Summary	
	Current	YTD	Reportable	Non Reportable	YTD	YTD	
Opening Balance	\$ 0.00	\$ -	Income			Cost Basis As Of - 01/31/09	\$31,217.97
Securities Purchased	-	-	Dividends	\$ -	\$ -	Unrealized Gains	-
Securities Sold	-	-	Interest	-	-	Unrealized Losses	(26,250.83)
Funds Deposited	-	-	Other	-	-	Funds Deposited/(Disbursed)	-
Funds Disbursed	-	-	Expense			Income/(Expense)	-
Income	-	-	Interest	-	-	Securities	
Expense	-	-	Fees	-	-	Received/(Delivered)	0.00
Other	-	-	Other	-	-		
Closing Balance	\$ 0.00	\$ 0.00	Net	\$ 0.00	\$ 0.00		

Statement for Account # 872-678500

01/01/09 - 01/31/09

Apex Savings

Your Apex status continues to save you money. You saved an estimated \$2.00 in service fees this month. Free access to NASDAQ Level II, Streaming News and Advanced Analyzer saves you \$59.97 per month in subscription fees.

Income Summary Detail*

Description	Current	Year to Date
MMDA Interest	\$ 0.01	\$ 0.01

*This section displays current and year to date taxation values for this account. The current totals may not equate to the total payments listed on this statement as corrections to tax reporting may also be included. These corrections can include changes made to previous payments and removal of payments reportable in a previous tax year (spillover dividends). The year to date totals will accurately reflect your cumulative amount for the year.

Account Positions

Investment Description	Symbol/ CUSIP	Quantity	Current Price	Market Value	Purchase Date	Cost Basis	Average Cost	Unrealized Gain(Loss)	Estimated Income	Yield
Stocks - Cash										
ALCATEL LUCENT SPONSORED ADR	ALU	488	\$ 1.97	\$961.36	09/24/02	\$ 5,547.99	\$ 11.37	\$ (4,586.63)		
DAYSTAR TECHNOLOGIES INC COM	DSTI	2,200	1.8299	4,025.78	05/12/06	25,689.98	11.68	(21,664.20)		
Total Stocks				\$4,987.14		\$31,237.97		\$(26,250.83)	\$0.00	0.0%
Total Cash Account				\$4,987.14		\$31,237.97		\$(26,250.83)	\$0.00	0.0%

Money Market Deposit Account Interest Credited

Begin Date	Balance	Number of Days	Interest Rate	Interest Accrued	MTD Accrued	MTD PAID
01/01/09	\$ 294.78	31	0.0500	\$ 0.01	\$ 0.01	\$ 0.01
Total Interest Income						\$0.01



Statement for Account # 872-678500

01/01/09 - 01/31/09

Money Market Deposit Account Activity

Date Cleared	Check Number	Date Written	Transaction	Description	Tracking Code	Expense Code	Amount	Balance
Opening Balance								\$294.78
01/30/09		01/30/09	Received	Interest: Money Market Deposit Account			\$ 0.01	294.79
Closing Balance								\$294.79

TD Bank USA, N.A. Money Market Deposit Account ("MMDA") amounts reflected in your brokerage account are held by TD Bank USA, N.A. and are not covered by the Securities Investor Protection Corporation (SIPC) protection applicable to your brokerage account. The amount related to the MMDA FDIC-Sweep program is a FDIC insured product and is not held by the broker-dealer, and SIPC does not cover deposit client balances held in an FDIC-Sweep account. TD Bank USA, N.A. is a subsidiary of the Toronto-Dominion Bank. Toronto-Dominion Bank has an investment in TD AMERITRADE Holding Corporation publicly traded stock. TD AMERITRADE, Inc. is not responsible for the services or policies of TD Bank USA, N.A. The interest rate shown for the MMDA is taken from the applicable interest rate tier for the Market Value balance in the MMDA as of the statement closing date. Simple interest is accrued daily based on the interest rate tier applicable to each day's balance. Interest rates on MMDA are based on tiers as determined by balances held in those sweep vehicles as follows: \$.01 - \$4,999, \$5,000 - \$24,999, \$25,000 - \$99,999, \$100,000 - \$199,999, \$200,000 and above. The annual percentage yield earned for the statement period on MMDA balances is an annualized rate that reflects the relationship between the amount of interest actually earned in your accounts during the statement period and the average daily balance in the account for the period.

Important Information

Keep this statement for income tax purposes

An investment in a money market fund is not insured or guaranteed by the Federal Deposit Insurance Corporation (FDIC) or any other government agency. Although the funds seek to preserve the value of your investment at \$1.00 per share, it is possible to lose money by investing in a money market fund. Dividends are declared daily and paid/reinvested monthly. The prospectus contains this and other important information. Read the prospectus carefully before investing. Non-deposit investments held by your broker-dealer are NOT FDIC INSURED / NOT BANK GUARANTEED / MAY LOSE VALUE.

The above prices are provided only as a general guide to value your portfolio. Current quotations are available through TD AMERITRADE. Certificates of Deposit are priced at market prices. Sale of bonds prior to maturity may result in a loss of principal. Mortgage backed positions are valued using the remaining balance and the current market price.

Non-Standard Assets: This statement shows all assets in your account including certain direct investments that may be held by a third party. TD AMERITRADE is not responsible for third-party information, including the valuation of certain non-standard assets. The price shown represents an estimated value that is provided by an annual report or other source. The estimated value of these assets may not be realized when you try to liquidate the position. Assets held by a third party are not covered by the Securities Investor Protection Corporation (SIPC)

Auction Rate Securities ("ARS") Pricing: TD AMERITRADE has consistently reflected the value of ARS positions in client accounts and on account statements at par. Par value may not be the same as the market price that could be obtained in the event of a sale. The ARS market is currently experiencing a lack of liquidity and, as a result, there can be no assurance that such securities can be sold under current market conditions. In the event of a failed auction, the coupon rate paid to holders is typically set to a predetermined rate specified in the offering documents for such securities.



Statement Reporting Period:
02/01/09 - 02/28/09

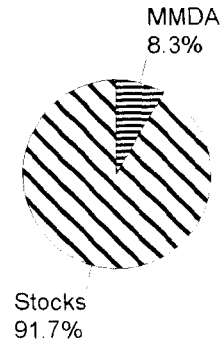
800-823-2835
TD AMERITRADE
DIVISION OF TD AMERITRADE INC
PO BOX 2209
OMAHA, NE 68103-2209

Statement for Account # 872-678500
CLAUDE SIMON
1204 SPRINGWOOD CHURCH RD
GIBSONVILLE, NC 27249-2646

Announcements:
ROLL OVER YOUR OLD 401(K) TO A
TD AMERITRADE EASY IRA.
NO FEES. NO HASSLES. PLUS A
FREE RETIREMENT CHECKUP.
VISIT A BRANCH NEAR YOU OR FIND
OUT MORE AT TDAMERITRADE.COM

Portfolio Summary

Investment	Current Value	Prior Value	Period Change	% Change	Estimated Income	Estimated Yield	Portfolio Allocation
Cash	\$ -	\$ -	\$ -	-	\$ -	-	
MMDA	294.80	294.79	0.01	-	-	-	MMDA 8.3%
Money Market	-	-	-	-	-	-	
Short Balance	-	-	-	-	-	-	
Stocks	3,257.50	4,987.14	(1,729.64)	(34.7)%	-	-	Stocks 91.7%
Short Stocks	-	-	-	-	-	-	
Fixed Income	-	-	-	-	-	-	
Options	-	-	-	-	-	-	
Short Options	-	-	-	-	-	-	
Mutual Funds	-	-	-	-	-	-	
Other	-	-	-	-	-	-	
Total	\$3,552.30	\$5,281.93	(\$1,729.63)	(32.7)%	\$ 0.00	0.0%	



Cash Activity Summary			Income & Expense Summary			Performance Summary	
	Current	YTD	Reportable	Non Reportable	YTD		YTD
Opening Balance	\$ 0.00	\$ -	Income			Cost Basis As Of - 02/28/09	\$31,237.97
Securities Purchased	-	-	Dividends	\$ -	\$ -	Unrealized Gains	-
Securities Sold	-	-	Interest	-	-	Unrealized Losses	(27,980.47)
Funds Deposited	-	-	Other	-	-	Funds Deposited/(Disbursed)	-
Funds Disbursed	-	-	Expense			Income/(Expense)	-
Income	-	-	Interest	-	-	Securities	
Expense	-	-	Fees	-	-	Received/(Delivered)	0.00
Other	-	-	Other	-	-		
Closing Balance	\$ 0.00	\$0.00	Net	\$0.00	\$0.00		

Statement for Account # 872-678500

02/01/09 - 02/28/09

Apex Savings

Your Apex status continues to save you money. You saved an estimated \$2.00 in service fees this month. Free access to NASDAQ Level II, Streaming News and Advanced Analyzer saves you \$59.97 per month in subscription fees.

Income Summary Detail*

Description	Current	Year to Date
MMDA Interest	\$ 0.01	\$ 0.02

*This section displays current and year to date taxation values for this account. The current totals may not equate to the total payments listed on this statement as corrections to tax reporting may also be included. These corrections can include changes made to previous payments and removal of payments reportable in a previous tax year (spillover dividends). The year to date totals will accurately reflect your cumulative amount for the year.

Account Positions

Investment Description	Symbol/ CUSIP	Quantity	Current Price	Market Value	Purchase Date	Cost Basis	Average Cost	Unrealized Gain(Loss)	Estimated Income	Yield
Stocks - Cash										
ALCATEL LUCENT SPONSORED ADR	ALU	488	\$ 1.31	\$639.28	09/24/02	\$ 5,547.99	\$ 11.37	\$ (4,908.71)	\$	
DAYSTAR TECHNOLOGIES INC COM	DSTI	2,200	1.1901	2,618.22	05/12/06	25,689.98	11.68	(23,071.76)		
Total Stocks				\$3,257.50		\$31,237.97		\$(27,980.47)	\$0.00	0.0%
Total Cash Account				\$3,257.50		\$31,237.97		\$(27,980.47)	\$0.00	0.0%

Money Market Deposit Account Interest Credited

Begin Date	Balance	Number of Days	Interest Rate	Interest Accrued	MTD Accrued	MTD PAID
02/01/09	\$ 294.79	28	0.0500	\$ 0.01	\$ 0.01	\$ 0.01
Total Interest Income						\$0.01



Statement for Account # 872-678500

02/01/09 - 02/28/09

Money Market Deposit Account Activity

Date Cleared	Check Number	Date Written	Transaction	Description	Tracking Code	Expense Code	Amount	Balance
Opening Balance								\$294.79
02/27/09		02/27/09	Received	Interest: Money Market Deposit Account			\$ 0.01	294.80
Closing Balance								\$294.80

TD Bank USA, N.A. Money Market Deposit Account ("MMDA") amounts reflected in your brokerage account are held by TD Bank USA, N.A. and are not covered by the Securities Investor Protection Corporation (SIPC) protection applicable to your brokerage account. The amount related to the MMDA FDIC-Sweep program is a FDIC insured product and is not held by the broker-dealer, and SIPC does not cover deposit client balances held in an FDIC-Sweep account. TD Bank USA, N.A. is a subsidiary of the Toronto-Dominion Bank. Toronto-Dominion Bank has an investment in TD AMERITRADE Holding Corporation publicly traded stock. TD AMERITRADE, Inc. is not responsible for the services or policies of TD Bank USA, N.A. The interest rate shown for the MMDA is taken from the applicable interest rate tier for the Market Value balance in the MMDA as of the statement closing date. Simple interest is accrued daily based on the interest rate tier applicable to each day's balance. Interest rates on MMDA are based on tiers as determined by balances held in those sweep vehicles as follows: \$.01 - \$4,999, \$5,000 - \$24,999, \$25,000 - \$99,999, \$100,000 - \$199,999, \$200,000 and above. The annual percentage yield earned for the statement period on MMDA balances is an annualized rate that reflects the relationship between the amount of interest actually earned in your accounts during the statement period and the average daily balance in the account for the period.

Important Information

Keep this statement for income tax purposes

An investment in a money market fund is not insured or guaranteed by the Federal Deposit Insurance Corporation (FDIC) or any other government agency. Although the funds seek to preserve the value of your investment at \$1.00 per share, it is possible to lose money by investing in a money market fund. Dividends are declared daily and paid/reinvested monthly. The prospectus contains this and other important information. Read the prospectus carefully before investing. Non-deposit investments held by your broker-dealer are NOT FDIC INSURED / NOT BANK GUARANTEED / MAY LOSE VALUE.

The above prices are provided only as a general guide to value your portfolio. Current quotations are available through TD AMERITRADE. Certificates of Deposit are priced at market prices. Sale of bonds prior to maturity may result in a loss of principal. Mortgage backed positions are valued using the remaining balance and the current market price.

Non-Standard Assets: This statement shows all assets in your account including certain direct investments that may be held by a third party. TD AMERITRADE is not responsible for third party information, including the valuation of certain non-standard assets. The price shown represents an estimated value that is provided by an annual report or other source. The estimated value of these assets may not be realized when you try to liquidate the position. Assets held by a third party are not covered by the Securities Investor Protection Corporation (SIPC).

Auction Rate Securities ("ARS") Pricing: TD AMERITRADE has consistently reflected the value of ARS positions in client accounts and on account statements at par. Par value may not be the same as the market price that could be obtained in the event of a sale. The ARS market is currently experiencing a lack of liquidity and, as a result, there can be no assurance that such securities can be sold under current market conditions. In the event of a failed auction, the coupon rate paid to holders is typically set to a predetermined rate specified in the offering documents for such securities.



Statement Reporting Period:

03/01/09 - 03/31/09

Statement for Account # 872-678500

CLAUDE SIMON
1204 SPRINGWOOD CHURCH RD
GIBSONVILLE, NC 27249-2646

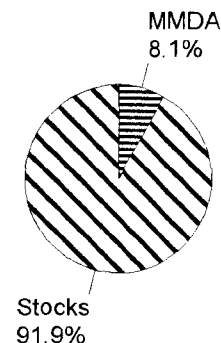
Announcements:

VISIT OUR NEW MESSAGE CENTER FOR AN EASIER WAY TO COMMUNICATE WITH US SECURELY: SEND EMAILS, RECEIVE ACCOUNT INFORMATION, GET ANSWERS TO YOUR QUESTIONS. LOG ON TO YOUR ACCOUNT AND CLICK "NEW MESSAGES."

800-823-2835
TD AMERITRADE
DIVISION OF TD AMERITRADE INC
PO BOX 2209
OMAHA, NE 68103-2209

Portfolio Summary

Investment	Current Value	Prior Value	Period Change	% Change	Estimated Income	Estimated Yield	Portfolio Allocation
Cash	\$ -	\$ -	\$ -	-	\$ -	-	
MMDA	294.81	294.80	0.01	-	-	-	
Money Market	-	-	-	-	-	-	
Short Balance	-	-	-	-	-	-	
Stocks	3,327.68	3,257.50	70.18	2.2%	-	-	
Short Stocks	-	-	-	-	-	-	
Fixed Income	-	-	-	-	-	-	
Options	-	-	-	-	-	-	
Short Options	-	-	-	-	-	-	
Mutual Funds	-	-	-	-	-	-	
Other	-	-	-	-	-	-	
Total	\$3,622.49	\$3,552.30	\$70.19	2.0%	\$ 0.00	0.0%	



Cash Activity Summary

	Current	YTD
Opening Balance	\$ 0.00	\$ -
Securities Purchased	-	-
Securities Sold	-	-
Funds Deposited	-	-
Funds Disbursed	-	-
Income	-	-
Expense	-	-
Other	-	-
Closing Balance	\$ 0.00	\$0.00

Income & Expense Summary

	Reportable	Non Reportable	YTD
Income			
Dividends	\$ -	\$ -	\$ -
Interest	-	-	-
Other	-	-	-
Expense			
Interest	-	-	-
Fees	-	-	-
Other	-	-	-
Net	\$0.00	\$0.00	\$0.00

Performance Summary

	YTD
Cost Basis As Of - 03/31/09	\$31,237.97
Unrealized Gains	-
Unrealized Losses	(27,910.29)
Funds Deposited/(Disbursed)	-
Income/(Expense)	-
Securities Received/(Delivered)	0.00



Statement for Account # 872-678500

03/01/09 - 03/31/09

Money Market Deposit Account Activity

Date Cleared	Check Number	Date Written	Transaction	Description	Tracking Code	Expense Code	Amount	Balance
Opening Balance								\$294.80
03/31/09		03/31/09	Received	Interest: Money Market Deposit Account			\$ 0.01	294.81
Closing Balance								\$294.81

TD Bank USA, N.A. Money Market Deposit Account ("MMDA") amounts reflected in your brokerage account are held by TD Bank USA, N.A. and are not covered by the Securities Investor Protection Corporation (SIPC) protection applicable to your brokerage account. The amount related to the MMDA FDIC-Sweep program is a FDIC insured product and is not held by the broker-dealer, and SIPC does not cover deposit client balances held in an FDIC-Sweep account. TD Bank USA, N.A. is a subsidiary of the Toronto-Dominion Bank. Toronto-Dominion Bank has an investment in TD AMERITRADE Holding Corporation publicly traded stock. TD AMERITRADE, Inc. is not responsible for the services or policies of TD Bank USA, N.A. The interest rate shown for the MMDA is taken from the applicable interest rate tier for the Market Value balance in the MMDA as of the statement closing date. Simple interest is accrued daily based on the interest rate tier applicable to each day's balance. Interest rates on MMDA are based on tiers as determined by balances held in those sweep vehicles as follows: \$.01 - \$4,999, \$5,000 - \$24,999, \$25,000 - \$99,999, \$100,000 - \$199,999, \$200,000 and above. The annual percentage yield earned for the statement period on MMDA balances is an annualized rate that reflects the relationship between the amount of interest actually earned in your accounts during the statement period and the average daily balance in the account for the period.

Important Information

Keep this statement for income tax purposes

An investment in a money market fund is not insured or guaranteed by the Federal Deposit Insurance Corporation (FDIC) or any other government agency. Although the funds seek to preserve the value of your investment at \$1.00 per share, it is possible to lose money by investing in a money market fund. Dividends are declared daily and paid/reinvested monthly. The prospectus contains this and other important information. Read the prospectus carefully before investing. Non-deposit investments held by your broker-dealer are NOT FDIC INSURED / NOT BANK GUARANTEED / MAY LOSE VALUE.

The above prices are provided only as a general guide to value your portfolio. Current quotations are available through TD AMERITRADE. Certificates of Deposit are priced at market prices. Sale of bonds prior to maturity may result in a loss of principal. Mortgage backed positions are valued using the remaining balance and the current market price.

Non-Standard Assets: This statement shows all assets in your account including certain direct investments that may be held by a third party. TD AMERITRADE is not responsible for third party information, including the valuation of certain non-standard assets. The price shown represents an estimated value that is provided by an annual report or other source. The estimated value of these assets may not be realized when you try to liquidate the position. Assets held by a third party are not covered by the Securities Investor Protection Corporation (SIPC).

Auction Rate Securities ("ARS") Pricing: TDAMERITRADE has consistently reflected the value of ARS positions in client accounts and on account statements at par. Par value may not be the same as the market price that could be obtained in the event of a sale. The ARS market is currently experiencing a lack of liquidity and, as a result, there can be no assurance that such securities can be sold under current market conditions. In the event of a failed auction, the coupon rate paid to holders is typically set to a predetermined rate specified in the offering documents for such securities.



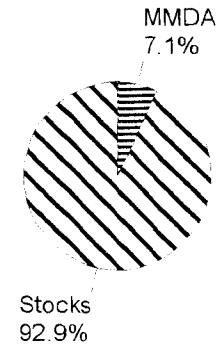
800-823-2835
TD AMERITRADE
DIVISION OF TD AMERITRADE INC
PO BOX 2209
OMAHA, NE 68103-2209

Statement for Account # 872-678500
CLAUDE SIMON
1204 SPRINGWOOD CHURCH RD
GIBSONVILLE, NC 27249-2646

Announcements:

A STIMULUS FOR YOUR RETIREMENT: GET MORE INVESTING OPTIONS, FLEXIBILITY AND ASSISTANCE. JUST ROLL OVER YOUR OLD 401(K)S TO ONE EASY-TO-MONITOR TD AMERITRADE EASY IRA. FOR MORE INFORMATION VISIT TDAMERITRADE.COM.

Portfolio Summary							
Investment	Current Value	Prior Value	Period Change	% Change	Estimated Income	Estimated Yield	Portfolio Allocation
Cash	\$ -	\$ -	\$ -	-	\$ -	-	
MMDA	294.82	294.81	0.01	-	-	-	
Money Market	-	-	-	-	-	-	
Short Balance	-	-	-	-	-	-	
Stocks	3,838.00	3,327.68	510.32	15.3%	-	-	
Short Stocks	-	-	-	-	-	-	
Fixed Income	-	-	-	-	-	-	
Options	-	-	-	-	-	-	
Short Options	-	-	-	-	-	-	
Mutual Funds	-	-	-	-	-	-	
Other	-	-	-	-	-	-	
Total	\$4,132.82	\$3,622.49	\$510.33	14.1%	\$ 0.00	0.0%	



Cash Activity Summary			Income & Expense Summary			Performance Summary	
	Current	YTD	Reportable	Non Reportable	YTD	YTD	
Opening Balance	\$ 0.00	\$ -	Income			Cost Basis As Of - 04/30/09	\$31,237.97
Securities Purchased	-	-	Dividends	\$ -	\$ -	Unrealized Gains	-
Securities Sold	-	-	Interest	-	-	Unrealized Losses	(27,399.97)
Funds Deposited	-	-	Other	-	-	Funds Deposited/(Disbursed)	-
Funds Disbursed	-	-	Expense			Income/(Expense)	-
Income	-	-	Interest	-	-	Securities	
Expense	-	-	Fees	-	-	Received/(Delivered)	0.00
Other	-	-	Other	-	-		
Closing Balance	\$ 0.00	\$0.00	Net	\$0.00	\$0.00		



Statement for Account # 872-678500

04/01/09 - 04/30/09

Money Market Deposit Account Activity

Date Cleared	Check Number	Date Written	Transaction	Description	Tracking Code	Expense Code	Amount	Balance
Opening Balance								\$294.81
04/30/09		04/30/09	Received	Interest: Money Market Deposit Account			\$ 0.01	294.82
Closing Balance								\$294.82

TD Bank USA, N.A. Money Market Deposit Account ("MMDA") amounts reflected in your brokerage account are held by TD Bank USA, N.A. and are not covered by the Securities Investor Protection Corporation (SIPC) protection applicable to your brokerage account. The amount related to the MMDA FDIC-Sweep program is a FDIC insured product and is not held by the broker-dealer, and SIPC does not cover deposit client balances held in an FDIC-Sweep account. TD Bank USA, N.A. is a subsidiary of the Toronto-Dominion Bank. Toronto-Dominion Bank has an investment in TD AMERITRADE Holding Corporation publicly traded stock. TD AMERITRADE, Inc. is not responsible for the services or policies of TD Bank USA, N.A. The interest rate shown for the MMDA is taken from the applicable interest rate tier for the Market Value balance in the MMDA as of the statement closing date. Simple interest is accrued daily based on the interest rate tier applicable to each day's balance. Interest rates on MMDA are based on tiers as determined by balances held in those sweep vehicles as follows: \$.01 - \$4,999, \$5,000 - \$24,999, \$25,000 - \$99,999, \$100,000 - \$199,999, \$200,000 and above. The annual percentage yield earned for the statement period on MMDA balances is an annualized rate that reflects the relationship between the amount of interest actually earned in your accounts during the statement period and the average daily balance in the account for the period.

Important Information

Keep this statement for income tax purposes

An investment in a money market fund is not insured or guaranteed by the Federal Deposit Insurance Corporation (FDIC) or any other government agency. Although the funds seek to preserve the value of your investment at \$1.00 per share, it is possible to lose money by investing in a money market fund. Dividends are declared daily and paid/reinvested monthly. The prospectus contains this and other important information. Read the prospectus carefully before investing. Non-deposit investments held by your broker-dealer are NOT FDIC INSURED / NOT BANK GUARANTEED / MAY LOSE VALUE.

The above prices are provided only as a general guide to value your portfolio. Current quotations are available through TD AMERITRADE. Certificates of Deposit are priced at market prices. Sale of bonds prior to maturity may result in a loss of principal. Mortgage backed positions are valued using the remaining balance and the current market price.

Non-Standard Assets: This statement shows all assets in your account including certain direct investments that may be held by a third party. TD AMERITRADE is not responsible for third party information, including the valuation of certain non-standard assets. The price shown represents an estimated value that is provided by an annual report or other source. The estimated value of these assets may not be realized when you try to liquidate the position. Assets held by a third party are not covered by the Securities Investor Protection Corporation (SIPC).

Auction Rate Securities ("ARS") Pricing: TD AMERITRADE has consistently reflected the value of ARS positions in client accounts and on account statements at par. Par value may not be the same as the market price that could be obtained in the event of a sale. The ARS market is currently experiencing a lack of liquidity and, as a result, there can be no assurance that such securities can be sold under current market conditions. In the event of a failed auction, the coupon rate paid to holders is typically set to a predetermined rate specified in the offering documents for such securities.



Statement Reporting Period:
05/01/09 - 05/31/09

800-823-2835
TD AMERITRADE
DIVISION OF TD AMERITRADE INC
PO BOX 2209
OMAHA, NE 68103-2209

Statement for Account # 872-678500

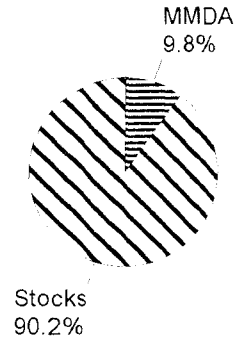
CLAUDE SIMON
1204 SPRINGWOOD CHURCH RD
GIBSONVILLE, NC 27249-2646

Announcements:

PLAN YOUR NEXT MARKET MOVE WITH
MINYANVILLE'S BUZZ & BANTER, A FREE
TOOL OFFERING THIRD-PARTY INSIGHT
FROM WALL STREET'S TOP MINDS AND
EXPERIENCED MAIN STREET INVESTORS.
LAUNCH THROUGH COMMAND CENTER 2.0.

Portfolio Summary

Investment	Current Value	Prior Value	Period Change	% Change	Estimated Income	Estimated Yield	Portfolio Allocation
Cash	\$ -	\$ -	\$ -	-	\$ -	-	
MMDA	294.83	294.82	0.01	-	-	-	
Money Market	-	-	-	-	-	-	
Short Balance	-	-	-	-	-	-	
Stocks	2,714.18	3,838.00	(1,123.82)	(29.3)%	-	-	
Short Stocks	-	-	-	-	-	-	
Fixed Income	-	-	-	-	-	-	
Options	-	-	-	-	-	-	
Short Options	-	-	-	-	-	-	
Mutual Funds	-	-	-	-	-	-	
Other	-	-	-	-	-	-	
Total	\$3,009.01	\$4,132.82	(\$1,123.81)	(27.2)%	\$ 0.00	0.0%	



Cash Activity Summary

Income & Expense Summary

Performance Summary

	Current	YTD	Reportable	Non Reportable	YTD	YTD	
Opening Balance	\$ 0.00	\$ -	Income			Cost Basis As Of - 05/31/09 \$31,237.97	
Securities Purchased	-	-	Dividends	\$ -	\$ -	Unrealized Gains	-
Securities Sold	-	-	Interest	-	-	Unrealized Losses	(28,523.79)
Funds Deposited	-	-	Other	-	-	Funds Deposited/(Disbursed)	-
Funds Disbursed	-	-	Expense			Income/(Expense)	-
Income	-	-	Interest	-	-	Securities	
Expense	-	-	Fees	-	-	Received/(Delivered)	0.00
Other	-	-	Other	-	-		
Closing Balance	\$ 0.00	\$0.00	Net	\$0.00	\$0.00	\$0.00	

Statement for Account # 872-678500

05/01/09 - 05/31/09

Apex Savings

Your Apex status continues to save you money. You saved an estimated \$2.00 in service fees this month. Free access to NASDAQ Level II, Streaming News and Advanced Analyzer saves you \$59.97 per month in subscription fees.

Income Summary Detail*

Description	Current	Year to Date
MMDA Interest	\$ 0.01	\$ 0.05

*This section displays current and year to date taxation values for this account. The current totals may not equate to the total payments listed on this statement as corrections to tax reporting may also be included. These corrections can include changes made to previous payments and removal of payments reportable in a previous tax year (spillover dividends). The year to date totals will accurately reflect your cumulative amount for the year.

Account Positions

Investment Description	Symbol/ CUSIP	Quantity	Current Price	Market Value	Purchase Date	Cost Basis	Average Cost	Unrealized Gain(Loss)	Estimated Income	Yield
Stocks - Cash										
ALCATEL LUCENT SPONSORED ADR	ALU	488	\$ 2.54	\$1,239.52	09/24/02	\$ 5,547.99	\$ 11.37	\$ (4,308.47)	\$	
DAYSTAR TECHNOLOGIES INC COM	DSTI	2,200	0.6703	1,474.66	05/12/06	25,689.98	11.68	(24,215.32)		
Total Stocks				\$2,714.18		\$31,237.97		\$(28,523.79)	\$0.00	0.0%
Total Cash Account				\$2,714.18		\$31,237.97		\$(28,523.79)	\$0.00	0.0%

Money Market Deposit Account Interest Credited

Begin Date	Balance	Number of Days	Interest Rate	Interest Accrued	MTD Accrued	MTD PAID
05/01/09	\$ 294.82	31	0.0500	\$ 0.01	\$ 0.01	\$ 0.01
Total Interest Income						\$0.01



Statement for Account # 872-678500

05/01/09 - 05/31/09

Money Market Deposit Account Activity

Date Cleared	Check Number	Date Written	Transaction	Description	Tracking Code	Expense Code	Amount	Balance
Opening Balance								\$294.82
05/29/09		05/29/09	Received	Interest: Money Market Deposit Account			\$ 0.01	294.83
Closing Balance								\$294.83

TD Bank USA, N.A. Money Market Deposit Account ("MMDA") amounts reflected in your brokerage account are held by TD Bank USA, N.A. and are not covered by the Securities Investor Protection Corporation (SIPC) protection applicable to your brokerage account. The amount related to the MMDA FDIC-Sweep program is a FDIC insured product and is not held by the broker-dealer, and SIPC does not cover deposit client balances held in an FDIC-Sweep account. TD Bank USA, N.A. is a subsidiary of the Toronto-Dominion Bank. Toronto-Dominion Bank has an investment in TD AMERITRADE Holding Corporation publicly traded stock. TD AMERITRADE, Inc. is not responsible for the services or policies of TD Bank USA, N.A. The interest rate shown for the MMDA is taken from the applicable interest rate tier for the Market Value balance in the MMDA as of the statement closing date. Simple interest is accrued daily based on the interest rate tier applicable to each day's balance. Interest rates on MMDA are based on tiers as determined by balances held in those sweep vehicles as follows: \$01 - \$4,999, \$5,000 - \$24,999, \$25,000 - \$99,999, \$100,000 - \$199,999, \$200,000 and above. The annual percentage yield earned for the statement period on MMDA balances is an annualized rate that reflects the relationship between the amount of interest actually earned in your accounts during the statement period and the average daily balance in the account for the period.

Important Information

Keep this statement for income tax purposes

An investment in a money market fund is not insured or guaranteed by the Federal Deposit Insurance Corporation (FDIC) or any other government agency. Although the funds seek to preserve the value of your investment at \$1.00 per share, it is possible to lose money by investing in a money market fund. Dividends are declared daily and paid/reinvested monthly. The prospectus contains this and other important information. Read the prospectus carefully before investing. Non-deposit investments held by your broker-dealer are NOT FDIC INSURED / NOT BANK GUARANTEED / MAY LOSE VALUE.

The above prices are provided only as a general guide to value your portfolio. Current quotations are available through TD AMERITRADE. Certificates of Deposit are priced at market prices. Sale of bonds prior to maturity may result in a loss of principal. Mortgage backed positions are valued using the remaining balance and the current market price.

Non-Standard Assets: This statement shows all assets in your account including certain direct investments that may be held by a third party. TD AMERITRADE is not responsible for third party information, including the valuation of certain non-standard assets. The price shown represents an estimated value that is provided by an annual report or other source. The estimated value of these assets may not be realized when you try to liquidate the position. Assets held by a third party are not covered by the Securities Investor Protection Corporation (SIPC).

Auction Rate Securities ("ARS") Pricing: TD AMERITRADE has consistently reflected the value of ARS positions in client accounts and on account statements at par. Par value may not be the same as the market price that could be obtained in the event of a sale. The ARS market is currently experiencing a lack of liquidity and, as a result, there can be no assurance that such securities can be sold under current market conditions. In the event of a failed auction, the coupon rate paid to holders is typically set to a predetermined rate specified in the offering documents for such securities.



800-823-2835
TD AMERITRADE
DIVISION OF TD AMERITRADE INC
PO BOX 2209
OMAHA, NE 68103-2209

Statement for Account # 872-678500

CLAUDE SIMON
1204 SPRINGWOOD CHURCH RD
GIBSONVILLE, NC 27249-2646

Announcements:

THE NAME OF TD BANK USA, N.A. MONEY MARKET DEPOSIT ACCOUNT (MMDA) HAS CHANGED TO TD BANK USA FDIC INSURED DEPOSIT ACCOUNT (IDA). IF THIS IS YOUR CASH SWEEP VEHICLE, THE NEW NAME APPEARS ON THIS STATEMENT.

Portfolio Summary							
Investment	Current Value	Prior Value	Period Change	% Change	Estimated Income	Estimated Yield	Portfolio Allocation
Cash	\$ -	\$ -	\$ -	-	\$ -	-	
IDA	294.85	294.83	0.02	-	-	-	IDA 9.0%
Money Market	-	-	-	-	-	-	
Short Balance	-	-	-	-	-	-	
Stocks	2,970.02	2,714.18	255.84	9.4%	-	-	Stocks 91.0%
Short Stocks	-	-	-	-	-	-	
Fixed Income	-	-	-	-	-	-	
Options	-	-	-	-	-	-	
Short Options	-	-	-	-	-	-	
Mutual Funds	-	-	-	-	-	-	
Other	-	-	-	-	-	-	
Total	\$3,264.87	\$3,009.01	\$255.86	8.5%	\$ 0.00	0.0%	



Cash Activity Summary			Income & Expense Summary			Performance Summary	
	Current	YTD	Reportable	Non Reportable	YTD		YTD
Opening Balance	\$ 0.00	\$ -	Income			Cost Basis As Of - 06/30/09	\$31,237.97
Securities Purchased	-	-	Dividends	\$ -	\$ -	Unrealized Gains	-
Securities Sold	-	-	Interest	-	-	Unrealized Losses	(28,267.95)
Funds Deposited	-	-	Other	-	-	Funds Deposited/(Disbursed)	-
Funds Disbursed	-	-	Expense			Income/(Expense)	-
Income	-	-	Interest	-	-	Securities	
Expense	-	-	Fees	-	-	Received/(Delivered)	0.00
Other	-	-	Other	-	-		
Closing Balance	\$ 0.00	\$0.00	Net	\$0.00	\$0.00		

Statement for Account # 872-678500

06/01/09 - 06/30/09

Apex Savings

Your Apex status continues to save you money. You saved an estimated \$2.00 in service fees this month. Free access to NASDAQ Level II, Streaming News and Advanced Analyzer saves you \$59.97 per month in subscription fees.

Income Summary Detail*

Description	Current	Year to Date
IDA Interest	\$ 0.02	\$ 0.07

*This section displays current and year to date taxation values for this account. The current totals may not equate to the total payments listed on this statement as corrections to tax reporting may also be included. These corrections can include changes made to previous payments and removal of payments reportable in a previous tax year (spillover dividends). The year to date totals will accurately reflect your cumulative amount for the year.

Account Positions

Investment Description	Symbol/ CUSIP	Quantity	Current Price	Market Value	Purchase Date	Cost Basis	Average Cost	Unrealized Gain(Loss)	Estimated Income	Yield
Stocks - Cash										
ALCATEL LUCENT SPONSORED ADR	ALU	488	\$ 2.48	\$ 1,210.24	09/24/02	\$ 5,547.99	\$ 11.37	\$ (4,337.75)	\$	
DAYSTAR TECHNOLOGIES INC COM	DSTI	2,200	0.7999	1,759.78	05/12/06	25,689.98	11.68	(23,930.20)		
Total Stocks				\$2,970.02		\$31,237.97		\$(28,267.95)	\$0.00	0.0%
Total Cash Account				\$2,970.02		\$31,237.97		\$(28,267.95)	\$0.00	0.0%

Insured Deposit Account Interest Credited

Begin Date	Balance	Number of Days	Interest Rate	Interest Accrued	MTD Accrued	MTD PAID
06/01/09	\$ 294.83	3	0.0500	\$ -	\$ -	\$ -
06/04/09	294.83	27	0.1000	0.02	0.02	0.02
Total Interest Income						\$0.02



Statement for Account # 872-678500

06/01/09 - 06/30/09

Insured Deposit Account Activity

Date Cleared	Check Number	Date Written	Transaction	Description	Tracking Code	Expense Code	Amount	Balance
Opening Balance								\$294.83
06/30/09		06/30/09	Received	Interest: Insured Deposit Account			\$ 0.02	294.85
Closing Balance								\$294.85

The Insured Deposit Account (IDA) balances reflected in your brokerage account are FDIC-insured and held by TD Bank USA, N.A. The IDA balances are not covered by the Securities Investor Protection Corporation (SIPC) protection applicable to your brokerage account.

Important Information

Keep this statement for income tax purposes

An investment in a money market fund is not insured or guaranteed by the Federal Deposit Insurance Corporation (FDIC) or any other government agency. Although the funds seek to preserve the value of your investment at \$1.00 per share, it is possible to lose money by investing in a money market fund. Dividends are declared daily and paid/reinvested monthly. The prospectus contains this and other important information. Read the prospectus carefully before investing. Non-deposit investments held by your broker-dealer are NOT FDIC INSURED / NOT BANK GUARANTEED / MAY LOSE VALUE.

The above prices are provided only as a general guide to value your portfolio. Current quotations are available through TD AMERITRADE. Certificates of Deposit are priced at market prices. Sale of bonds prior to maturity may result in a loss of principal. Mortgage backed positions are valued using the remaining balance and the current market price.

Non-Standard Assets: This statement shows all assets in your account including certain direct investments that may be held by a third party. TD AMERITRADE is not responsible for third party information, including the valuation of certain non-standard assets. The price shown represents an estimated value that is provided by an annual report or other source. The estimated value of these assets may not be realized when you try to liquidate the position. Assets held by a third party are not covered by the Securities Investor Protection Corporation (SIPC).

Auction Rate Securities ("ARS") Pricing: TD AMERITRADE has consistently reflected the value of ARS positions in client accounts and on account statements at par. Par value may not be the same as the market price that could be obtained in the event of a sale. The ARS market is currently experiencing a lack of liquidity and, as a result, there can be no assurance that such securities can be sold under current market conditions. In the event of a failed auction, the coupon rate paid to holders is typically set to a predetermined rate specified in the offering documents for such securities.

The most recent statement of financial condition for TD AMERITRADE Clearing, Inc. may be obtained at no cost, via the Internet at <http://www.tdameritrade.com/financialstatement.html> on or before June 12, 2009, or by contacting TD AMERITRADE Clearing, Inc. at 1-800-237-8692. As of March 31, 2009 TD AMERITRADE Clearing, Inc. had net capital and a net capital requirement of \$712,291,718 and \$84,716,019, respectively. A copy of the report and comments is currently available for customers' inspection at the principal office of the commission in Washington DC and the Denver, CO office of the Commission.

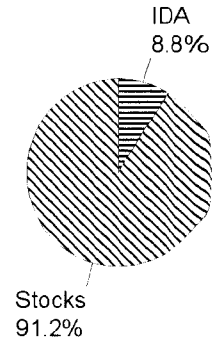


800-823-2835
TD AMERITRADE
DIVISION OF TD AMERITRADE INC
PO BOX 2209
OMAHA, NE 68103-2209

Statement for Account # 872-678500
CLAUDE SIMON
1204 SPRINGWOOD CHURCH RD
GIBSONVILLE, NC 27249-2646

Announcements:
PLAN YOUR NEXT MARKET MOVE WITH
MINYANVILLE'S BUZZ & BANTER, A FREE
TOOL OFFERING THIRD-PARTY INSIGHT
FROM WALL STREET'S TOP MINDS AND
EXPERIENCED MAIN STREET INVESTORS.
LAUNCH THROUGH COMMAND CENTER 2.0.

Portfolio Summary							
Investment	Current Value	Prior Value	Period Change	% Change	Estimated Income	Estimated Yield	Portfolio Allocation
Cash	\$ -	\$ -	\$ -	-	\$ -	-	
IDA	294.88	294.85	0.03	-	-	-	
Money Market	-	-	-	-	-	-	
Short Balance	-	-	-	-	-	-	
Stocks	3,058.48	2,970.02	88.46	3.0%	-	-	
Short Stocks	-	-	-	-	-	-	
Fixed Income	-	-	-	-	-	-	
Options	-	-	-	-	-	-	
Short Options	-	-	-	-	-	-	
Mutual Funds	-	-	-	-	-	-	
Other	-	-	-	-	-	-	
Total	\$3,353.36	\$3,264.87	\$88.49	2.7%	\$ 0.00	0.0%	



Cash Activity Summary			Income & Expense Summary			Performance Summary	
	Current	YTD	Reportable	Non Reportable	YTD		
Opening Balance	\$ 0.00	\$ -	Income			Cost Basis As Of - 07/31/09	\$31,237.97
Securities Purchased	-	-	Dividends	\$ -	\$ -	Unrealized Gains	-
Securities Sold	-	-	Interest	-	-	Unrealized Losses	(28,179.49)
Funds Deposited	-	-	Other	-	-	Funds	-
Funds Disbursed	-	-	Expense			Deposited/(Disbursed) ^{YTD}	-
Income	-	-	Interest	-	-	Income/(Expense) ^{YTD}	-
Expense	-	-	Fees	-	-	Securities	-
Other	-	-	Other	-	-	Received/(Delivered) ^{YTD}	0.00
Closing Balance	\$ 0.00	\$0.00	Net	\$0.00	\$0.00		

Statement for Account # 872-678500

07/01/09 - 07/31/09

Apex Savings

Your Apex status continues to save you money. You saved an estimated \$2.00 in service fees this month. Free access to NASDAQ Level II, Streaming News and Advanced Analyzer saves you \$59.97 per month in subscription fees.

Income Summary Detail*

Description	Current	Year to Date
IDA Interest	\$ 0.03	\$ 0.10

*This section displays current and year to date taxation values for this account. The current totals may not equate to the total payments listed on this statement as corrections to tax reporting may also be included. These corrections can include changes made to previous payments and removal of payments reportable in a previous tax year (spillover dividends). The year to date totals will accurately reflect your cumulative amount for the year.

Account Positions

Investment Description	Symbol/ CUSIP	Quantity	Current Price	Market Value	Purchase Date	Cost Basis	Average Cost	Unrealized Gain(Loss)	Estimated Income	Yield
Stocks - Cash										
ALCATEL LUCENT SPONSORED ADR	ALU	488	\$ 2.76	\$ 1,346.88	09/24/02	\$ 5,547.99	\$ 11.37	\$ (4,201.11)	\$	
DAYSTAR TECHNOLOGIES INC COM	DSTI	2,200	0.778	1,711.60	05/12/06	25,689.98	11.68	(23,978.38)		
Total Stocks				\$3,058.48		\$31,237.97		\$(28,179.49)	\$0.00	0.0%
Total Cash Account				\$3,058.48		\$31,237.97		\$(28,179.49)	\$0.00	0.0%

Insured Deposit Account Interest Credited

Begin Date	Balance	Number of Days	Interest Rate	Interest Accrued	MTD Accrued	MTD PAID
07/01/09	\$ 294.85	31	0.1000	\$ 0.03	\$ 0.03	\$ 0.03
Total Interest Income						\$0.03



Statement for Account # 872-678500

07/01/09 - 07/31/09

Insured Deposit Account Activity

Date Cleared	Check Number	Date Written	Transaction	Description	Tracking Code	Expense Code	Amount	Balance
Opening Balance								
07/31/09		07/31/09	Received	Interest: Insured Deposit Account			\$ 0.03	\$294.85 294.88
Closing Balance								
								\$294.88

The Insured Deposit Account (IDA) balances reflected in your brokerage account are FDIC-insured and held by TD Bank USA, N.A. The IDA balances are not covered by the Securities Investor Protection Corporation (SIPC) protection applicable to your brokerage account.

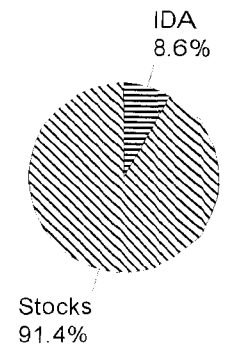


800-823-2835
TD AMERITRADE
DIVISION OF TD AMERITRADE INC
PO BOX 2209
OMAHA, NE 68103-2209

Statement for Account # 872-678500
CLAUDE SIMON
1204 SPRINGWOOD CHURCH RD
GIBSONVILLE, NC 27249-2646

Announcements:
LEARN ABOUT THE UNIQUE RISKS
ASSOCIATED WITH LEVERAGED AND
INVERSE EXCHANGE TRADED FUNDS.
THEY ARE NOT SUITABLE FOR ALL
INVESTORS. FOR MORE INFORMATION
VISIT TDAMERITRADE.COM

Portfolio Summary							
Investment	Current Value	Prior Value	Period Change	% Change	Estimated Income	Estimated Yield	Portfolio Allocation
Cash	\$ -	\$ -	\$ -	-	\$ -	-	
IDA	294.90	294.88	0.02	-	-	-	
Money Market	-	-	-	-	-	-	
Short Balance	-	-	-	-	-	-	
Stocks	3,150.00	3,058.48	91.52	3.0%	-	-	
Short Stocks	-	-	-	-	-	-	
Fixed Income	-	-	-	-	-	-	
Options	-	-	-	-	-	-	
Short Options	-	-	-	-	-	-	
Mutual Funds	-	-	-	-	-	-	
Other	-	-	-	-	-	-	
Total	\$3,444.90	\$3,353.36	\$91.54	2.7%	\$ 0.00	0.0%	



Cash Activity Summary			Income & Expense Summary			Performance Summary	
	Current	YTD	Reportable	Non Reportable	YTD		
Opening Balance	\$ 0.00	\$ -	Income			Cost Basis As Of - 08/31/09	\$31,237.97
Securities Purchased	-	-	Dividends	\$ -	\$ -	Unrealized Gains	-
Securities Sold	-	-	Interest	-	-	Unrealized Losses	(28,087.97)
Funds Deposited	-	-	Other	-	-	Funds Deposited/(Disbursed) ^{YTD}	-
Funds Disbursed	-	-	Expense			Income/(Expense) ^{YTD}	-
Income	-	-	Interest	-	-	Securities Received/(Delivered) ^{YTD}	0.00
Expense	-	-	Fees	-	-		
Other	-	-	Other	-	-		
Closing Balance	\$ 0.00	\$0.00	Net	\$0.00	\$0.00		

Statement for Account # 872-678500

08/01/09 - 08/31/09

Apex Savings

Your Apex status continues to save you money. You saved an estimated \$2.00 in service fees this month.
Free access to NASDAQ Level II, Streaming News and Advanced Analyzer saves you \$59.97 per month in subscription fees.

Income Summary Detail*

Description	Current	Year to Date
IDA Interest	\$ 0.02	\$ 0.12

*This section displays current and year to date taxation values for this account. The current totals may not equate to the total payments listed on this statement as corrections to tax reporting may also be included. These corrections can include changes made to previous payments and removal of payments reportable in a previous tax year (spillover dividends). The year to date totals will accurately reflect your cumulative amount for the year.

Account Positions

Investment Description	Symbol/ CUSIP	Quantity	Current Price	Market Value	Purchase Date	Cost Basis	Average Cost	Unrealized Gain(Loss)	Estimated Income	Yield
Stocks - Cash										
ALCATEL LUCENT SPONSORED ADR	ALU	488	\$ 3.75	\$ 1,830.00	09/24/02	\$ 5,547.99	\$ 11.37	\$ (3,717.99)	\$	
DAYSTAR TECHNOLOGIES INC COM	DSTI	2,200	0.60	1,320.00	05/12/06	25,689.98	11.68	(24,369.98)		
Total Stocks				\$3,150.00		\$31,237.97		\$(28,087.97)	\$0.00	0.0%
Total Cash Account				\$3,150.00		\$31,237.97		\$(28,087.97)	\$0.00	0.0%

Insured Deposit Account Interest Credited

Begin Date	Balance	Number of Days	Interest Rate	Interest Accrued	MTD Accrued	MTD PAID
08/01/09	\$ 294.88	10	0.1000	\$ 0.01	\$ 0.01	\$ -
08/11/09	294.88	21	0.0500	0.01	0.02	0.02
Total Interest Income						\$0.02



Statement for Account # 872-678500

08/01/09 - 08/31/09

Insured Deposit Account Activity

Date Cleared	Check Number	Date Written	Transaction	Description	Tracking Code	Expense Code	Amount	Balance
Opening Balance								\$294.88
08/31/09		08/31/09	Received	Interest: Insured Deposit Account			\$ 0.02	294.90
Closing Balance								\$294.90

The Insured Deposit Account (IDA) balances reflected in your brokerage account are FDIC-insured and held by TD Bank USA, N.A. The IDA balances are not covered by the Securities Investor Protection Corporation (SIPC) protection applicable to your brokerage account.




Statement Reporting Period:
09/01/09 - 09/30/09

800-823-2835
TD AMERITRADE
DIVISION OF TD AMERITRADE INC
PO BOX 2209
OMAHA, NE 68103-2209

Statement for Account # 872-678500
CLAUDE SIMON
1204 SPRINGWOOD CHURCH RD
GIBSONVILLE, NC 27249-2646

Announcements:
LEARN ABOUT THE UNIQUE RISKS
ASSOCIATED WITH LEVERAGED AND
INVERSE EXCHANGE TRADED FUNDS.
THEY ARE NOT SUITABLE FOR ALL
INVESTORS. FOR MORE INFORMATION
VISIT TDAMERITRADE.COM

Portfolio Summary							
Investment	Current Value	Prior Value	Period Change	% Change	Estimated Income	Estimated Yield	Portfolio Allocation
Cash	\$ -	\$ -	\$ -	-	\$ -	-	
IDA	294.91	294.90	0.01	-	-	0.05%	
Money Market	-	-	-	-	-	-	IDA 7.1%
Short Balance	-	-	-	-	-	-	
Stocks	3,841.12	3,150.00	691.12	21.9%	-	-	
Short Stocks	-	-	-	-	-	-	
Fixed Income	-	-	-	-	-	-	
Options	-	-	-	-	-	-	
Short Options	-	-	-	-	-	-	
Mutual Funds	-	-	-	-	-	-	
Other	-	-	-	-	-	-	
Total	\$4,136.03	\$3,444.90	\$691.13	20.1%	\$ 0.00	0.0%	Stocks 92.9%



Cash Activity Summary			Income & Expense Summary			Performance Summary	
	Current	YTD	Reportable	Non Reportable	YTD		
Opening Balance	\$ 0.00	\$ -	Income			Cost Basis As Of - 09/30/09	\$31,237.97
Securities Purchased	-	-	Dividends	\$ -	\$ -	Unrealized Gains	-
Securities Sold	-	-	Interest	-	-	Unrealized Losses	(27,396.85)
Funds Deposited	-	-	Other	-	-	Funds	-
Funds Disbursed	-	-	Expense			Deposited/(Disbursed) ^{YTD}	-
Income	-	-	Interest	-	-	Income/(Expense) ^{YTD}	-
Expense	-	-	Fees	-	-	Securities	-
Other	-	-	Other	-	-	Received/(Delivered) ^{YTD}	0.00
Closing Balance	\$ 0.00	\$0.00	Net	\$0.00	\$0.00		

Statement for Account # 872-678500

09/01/09 - 09/30/09

Apex Savings

Your Apex status continues to save you money. You saved an estimated \$2.00 in service fees this month.
Free access to NASDAQ Level II, Streaming News and Advanced Analyzer saves you \$59.97 per month in subscription fees.

Income Summary Detail*

Description	Current	Year to Date
IDA Interest	\$ 0.01	\$ 0.13

*This section displays current and year to date taxation values for this account. The current totals may not equate to the total payments listed on this statement as corrections to tax reporting may also be included. These corrections can include changes made to previous payments and removal of payments reportable in a previous tax year (spillover dividends). The year to date totals will accurately reflect your cumulative amount for the year.

Account Positions

Investment Description	Symbol/ CUSIP	Quantity	Current Price	Market Value	Purchase Date	Cost Basis	Average Cost	Unrealized Gain(Loss)	Estimated Income	Yield
Stocks - Cash										
ALCATEL LUCENT SPONSORED ADR	ALU	488	\$ 4.49	\$2,191.12	09/24/02	\$ 5,547.99	\$ 11.37	\$ (3,356.87)	\$	
DAYSTAR TECHNOLOGIES INC COM	DSTI	2,200	0.75	1,650.00	05/12/06	25,689.98	11.68	(24,039.98)		
Total Stocks				\$3,841.12		\$31,237.97		\$(27,396.85)	\$0.00	0.0%
Total Cash Account				\$3,841.12		\$31,237.97		\$(27,396.85)	\$0.00	0.0%

Insured Deposit Account Interest Credited

Begin Date	Balance	Number of Days	Interest Rate	Interest Accrued	MTD Accrued	MTD PAID
09/01/09	\$ 294.90	30	0.0500	\$ 0.01	\$ 0.01	\$ 0.01
Total Interest Income						\$0.01

Statement for Account # 872-678500

09/01/09 - 09/30/09

Insured Deposit Account Activity


Date Cleared	Check Number	Date Written	Transaction	Description	Tracking Code	Expense Code	Amount	Balance
Opening Balance								\$294.90
09/30/09		09/30/09	Received	Interest: Insured Deposit Account			\$ 0.01	294.91
Closing Balance								\$294.91

The Insured Deposit Account (IDA) balances reflected in your brokerage account are FDIC-insured and held by TD Bank USA, N.A. The IDA balances are not covered by the Securities Investor Protection Corporation (SIPC) protection applicable to your brokerage account.

800-823-2835
TD AMERITRADE
DIVISION OF TD AMERITRADE INC
PO BOX 2209
OMAHA, NE 68103-2209

Statement for Account # 872-678500
CLAUDE SIMON
1204 SPRINGWOOD CHURCH RD
GIBSONVILLE, NC 27249-2646

Announcements:
PLAN YOUR NEXT MARKET MOVE WITH
MINYANVILLE'S BUZZ & BANTER, A FREE
TOOL OFFERING THIRD-PARTY INSIGHT
FROM WALL STREET'S TOP MINDS AND
EXPERIENCED MAIN STREET INVESTORS.
LAUNCH THROUGH COMMAND CENTER 2.0.

Portfolio Summary							
Investment	Current Value	Prior Value	Period Change	% Change	Estimated Income	Estimated Yield	Portfolio Allocation
Cash	\$ -	\$ -	\$ -	-	\$ -	-	
Insrdep Acct	294.92	294.91	0.01	-	-	0.05%	Insrdep Acct 9.8%
Money Market	-	-	-	-	-	-	
Short Balance	-	-	-	-	-	-	
Stocks	2,702.72	3,841.12	(1,138.40)	(29.6)%	-	-	 <p>Stocks 90.2%</p>
Short Stocks	-	-	-	-	-	-	
Fixed Income	-	-	-	-	-	-	
Options	-	-	-	-	-	-	
Short Options	-	-	-	-	-	-	
Mutual Funds	-	-	-	-	-	-	
Other	-	-	-	-	-	-	
Total	\$2,997.64	\$4,136.03	(\$1,138.39)	(27.5)%	\$ 0.00	0.0%	

Cash Activity Summary			Income & Expense Summary				Performance Summary	
	Current	YTD	Reportable	Non Reportable	YTD			
Opening Balance	\$ 0.00	\$ -	Income			Cost Basis As Of - 10/31/09	\$31,237.97	
Securities Purchased	-	-	Dividends	\$ -	\$ -	Unrealized Gains	-	
Securities Sold	-	-	Interest	-	-	Unrealized Losses	(28,535.25)	
Funds Deposited	-	-	Other	-	-	Funds Deposited/(Disbursed) ^{YTD}	-	
Funds Disbursed	-	-	Expense			Income/(Expense) ^{YTD}	-	
Income	-	-	Interest	-	-	Securities Received/(Delivered) ^{YTD}	0.00	
Expense	-	-	Fees	-	-			
Other	-	-	Other	-	-			
Closing Balance	\$ 0.00	\$0.00	Net	\$0.00	\$0.00			

Statement for Account # 872-678500

10/01/09 - 10/31/09

Income Summary Detail*		
Description	Current	Year to Date
IDA Interest	\$ 0.01	\$ 0.14

*This section displays current and year to date taxation values for this account. The current totals may not equate to the total payments listed on this statement as corrections to tax reporting may also be included. These corrections can include changes made to previous payments and removal of payments reportable in a previous tax year (spillover dividends). The year to date totals will accurately reflect your cumulative amount for the year.

Account Positions										
Investment Description	Symbol/ CUSIP	Quantity	Current Price	Market Value	Purchase Date	Cost Basis	Average Cost	Unrealized Gain(Loss)	Estimated Income	Yield
Stocks - Cash										
ALCATEL LUCENT SPONSORED ADR	ALU	488	\$ 3.69	\$ 1,800.72	09/24/02	\$ 5,547.99	\$ 11.37	\$ (3,747.27)	\$	
DAYSTAR TECHNOLOGIES INC COM	DSTI	2,200	0.41	902.00	05/12/06	25,689.98	11.68	(24,787.98)		
Total Stocks				\$2,702.72		\$31,237.97		\$(28,535.25)	\$0.00	0.0%
Total Cash Account				\$2,702.72		\$31,237.97		\$(28,535.25)	\$0.00	0.0%

Insured Deposit Account Interest Credited						
Begin Date	Balance	Number of Days	Interest Rate	Interest Accrued	MTD Accrued	MTD PAID
10/01/09	\$ 294.91	31	0.0500	\$ 0.01	\$ 0.01	\$ 0.01
Total Interest Income						\$0.01

Insured Deposit Account Activity								
Date Cleared	Check Number	Date Written	Transaction	Description	Tracking Code	Expense Code	Amount	Balance
Opening Balance								
10/30/09		10/30/09	Received	Interest: Insured Deposit Account			\$ 0.01	\$294.91 294.92
Closing Balance								
								\$294.92

The Insured Deposit Account (IDA) balances reflected in your brokerage account are FDIC-insured and held by TD Bank USA, N.A. The IDA balances are not covered by the Securities Investor Protection Corporation (SIPC) protection applicable to your brokerage account.

800-823-2835
TD AMERITRADE
DIVISION OF TD AMERITRADE INC
PO BOX 2209
OMAHA, NE 68103-2209

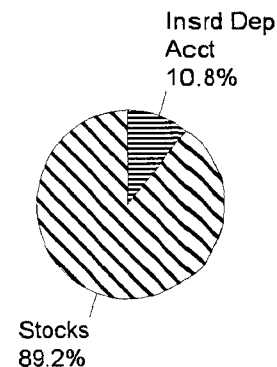
Statement for Account # 872-678500

CLAUDE SIMON
1204 SPRINGWOOD CHURCH RD
GIBSONVILLE, NC 27249-2646

Announcements:

LOOKING FOR A 2ND OPINION?
VISIT YOUR LOCAL BRANCH TODAY
FOR A COMPLIMENTARY INVESTMENT
CHECKUP. VISIT
TDAMERITRADE.COM/BRANCHLOCATOR/
TO FIND THE BRANCH NEAREST YOU.

Portfolio Summary							
Investment	Current Value	Prior Value	Period Change	% Change	Estimated Income	Estimated Yield	Portfolio Allocation
Cash	\$ -	\$ -	\$ -	-	\$ -	-	
Insrdep Acct	294.93	294.92	0.01	-	-	0.05%	
Money Market	-	-	-	-	-	-	
Short Balance	-	-	-	-	-	-	
Stocks	2,443.92	2,702.72	(258.80)	(9.6)%	-	-	
Short Stocks	-	-	-	-	-	-	
Fixed Income	-	-	-	-	-	-	
Options	-	-	-	-	-	-	
Short Options	-	-	-	-	-	-	
Mutual Funds	-	-	-	-	-	-	
Other	-	-	-	-	-	-	
Total	\$2,738.85	\$2,997.64	(\$258.79)	(8.6)%	\$ 0.00	0.0%	



Cash Activity Summary			Income & Expense Summary			Performance Summary	
	Current	YTD	Reportable	Non Reportable	YTD		
Opening Balance	\$ 0.00	\$ -	Income			Cost Basis As Of - 11/30/09	\$31,237.97
Securities Purchased	-	-	Dividends	\$ -	\$ -	Unrealized Gains	-
Securities Sold	-	-	Interest	-	-	Unrealized Losses	(28,794.05)
Funds Deposited	-	-	Other	-	-	Funds	-
Funds Disbursed	-	-	Expense			Deposited/(Disbursed) ^{YTD}	-
Income	-	-	Interest	-	-	Income/(Expense) ^{YTD}	-
Expense	-	-	Fees	-	-	Securities	-
Other	-	-	Other	-	-	Received/(Delivered) ^{YTD}	0.00
Closing Balance	\$ 0.00	\$0.00	Net	\$0.00	\$0.00		

Statement for Account # 872-678500

11/01/09 - 11/30/09

Income Summary Detail*

Description	Current	Year to Date
IDA Interest	\$ 0.01	\$ 0.15

*This section displays current and year to date taxation values for this account. The current totals may not equate to the total payments listed on this statement as corrections to tax reporting may also be included. These corrections can include changes made to previous payments and removal of payments reportable in a previous tax year (spillover dividends). The year to date totals will accurately reflect your cumulative amount for the year.

Account Positions

Investment Description	Symbol/ CUSIP	Quantity	Current Price	Market Value	Purchase Date	Cost Basis	Average Cost	Unrealized Gain(Loss)	Estimated Income	Yield
Stocks - Cash										
ALCATEL LUCENT SPONSORED ADR	ALU	488	\$ 3.34	\$ 1,629.92	09/24/02	\$ 5,547.99	\$ 11.37	\$ (3,918.07)	\$	
DAYSTAR TECHNOLOGIES INC COM	DSTI	2,200	0.37	814.00	05/12/06	25,689.98	11.68	(24,875.98)		
Total Stocks				\$2,443.92		\$31,237.97		\$(28,794.05)	\$0.00	0.0%
Total Cash Account				\$2,443.92		\$31,237.97		\$(28,794.05)	\$0.00	0.0%

Insured Deposit Account Interest Credited

Begin Date	Balance	Number of Days	Interest Rate	Interest Accrued	MTD Accrued	MTD PAID
11/01/09	\$ 294.92	30	0.0500	\$ 0.01	\$ 0.01	\$ 0.01
Total Interest Income						\$0.01

Insured Deposit Account Activity

Date Cleared	Check Number	Date Written	Transaction	Description	Tracking Code	Expense Code	Amount	Balance
Opening Balance								
11/30/09		11/30/09	Received	Interest: Insured Deposit Account			\$ 0.01	\$294.92 294.93
Closing Balance								
								\$294.93

The Insured Deposit Account (IDA) balances reflected in your brokerage account are FDIC-insured and held by TD Bank USA, N.A. The IDA balances are not covered by the Securities Investor Protection Corporation (SIPC) protection applicable to your brokerage account.



Statement Reporting Period:
12/01/09 - 12/31/09

800-823-2835
TD AMERITRADE
DIVISION OF TD AMERITRADE INC
PO BOX 2209
OMAHA, NE 68103-2209

Statement for Account # 872-678500
CLAUDE SIMON
1204 SPRINGWOOD CHURCH RD
GIBSONVILLE, NC 27249-2646

Announcements:
LOOKING FOR TAX INFORMATION? GO TO
OUR TAX CENTER, UNDER ACCOUNTS AND
"HISTORY & STATEMENTS" WHEN YOU LOG
ON TO YOUR ACCOUNT. YOU'LL FIND
FAQS, FORMS, GAIN/LOSS REPORTS,
YOUR ACCOUNT HISTORY AND MORE.

Portfolio Summary							
Investment	Current Value	Prior Value	Period Change	% Change	Estimated Income	Estimated Yield	Portfolio Allocation
Cash	\$ -	\$ -	\$ -	-	\$ -	-	
Insrd Dep Acct	294.94	294.93	0.01	-	-	0.05%	Insrd Dep Acct 10.5%
Money Market	-	-	-	-	-	-	
Short Balance	-	-	-	-	-	-	
Stocks	2,523.04	2,443.92	79.12	3.2%	-	-	<p>Stocks 89.5%</p>
Short Stocks	-	-	-	-	-	-	
Fixed Income	-	-	-	-	-	-	
Options	-	-	-	-	-	-	
Short Options	-	-	-	-	-	-	
Mutual Funds	-	-	-	-	-	-	
Other	-	-	-	-	-	-	
Total	\$2,817.98	\$2,738.85	\$79.13	2.9%	\$ 0.00	0.0%	

Cash Activity Summary			Income & Expense Summary			Performance Summary	
	Current	YTD	Reportable	Non Reportable	YTD		
Opening Balance	\$ 0.00	\$ -	Income			Cost Basis As Of - 12/31/09	\$31,237.97
Securities Purchased	-	-	Dividends	\$ -	\$ -	Unrealized Gains	-
Securities Sold	-	-	Interest	-	-	Unrealized Losses	(28,714.93)
Funds Deposited	-	-	Other	-	-	Funds	-
Funds Disbursed	-	-	Expense			Deposited/(Disbursed) ^{YTD}	-
Income	-	-	Interest	-	-	Income/(Expense) ^{YTD}	-
Expense	-	-	Fees	-	-	Securities	-
Other	-	-	Other	-	-	Received/(Delivered) ^{YTD}	0.00
Closing Balance	\$ 0.00	\$0.00	Net	\$0.00	\$0.00		

Statement for Account # 872-678500

12/01/09 - 12/31/09

Income Summary Detail*

Description	Current	Year to Date
IDA Interest	\$ 0.01	\$ 0.16

*This section displays current and year to date taxation values for this account. The current totals may not equate to the total payments listed on this statement as corrections to tax reporting may also be included. These corrections can include changes made to previous payments and removal of payments reportable in a previous tax year (spillover dividends). The year to date totals will accurately reflect your cumulative amount for the year.

Account Positions

Investment Description	Symbol/ CUSIP	Quantity	Current Price	Market Value	Purchase Date	Cost Basis	Average Cost	Unrealized Gain(Loss)	Estimated Income	Yield
Stocks - Cash										
ALCATEL LUCENT SPONSORED ADR	ALU	488	\$ 3.32	\$1,620.16	09/24/02	\$ 5,547.99	\$ 11.37	\$ (3,927.83)	\$	
DAYSTAR TECHNOLOGIES INC COM	DSTI	2.200	0.4104	902.88	05/12/06	25,689.98	11.68	(24,787.10)		
Total Stocks				\$2,523.04		\$31,237.97		\$(28,714.93)	\$0.00	0.0%
Total Cash Account				\$2,523.04		\$31,237.97		\$(28,714.93)	\$0.00	0.0%

Insured Deposit Account Interest Credited

Begin Date	Balance	Number of Days	Interest Rate	Interest Accrued	MTD Accrued	MTD PAID
12/01/09	\$ 294.93	20	0.0500	\$ 0.01	\$ 0.01	\$ 0.01
12/21/09	294.93	11	0.0500	-	-	-
Total Interest Income						\$0.01

Insured Deposit Account Activity

Date Cleared	Check Number	Date Written	Transaction	Description	Tracking Code	Expense Code	Amount	Balance
Opening Balance								\$294.93
12/31/09		12/31/09	Received	Interest: Insured Deposit Account			\$ 0.01	294.94
Closing Balance								\$294.94
TD Bank NA								\$294.94

FDIC Insured Deposit Account (IDA) balances reflected in your brokerage account are FDIC-insured up to applicable limits and held by TD Bank, N.A., or TD Bank USA, N.A., or both. The IDA balances are not covered by the Securities Investor Protection Corporation (SIPC) protection applicable to your brokerage account.