



Statement Reporting Period:

01/01/08 - 01/31/08

800-823-2835
TD AMERITRADE
DIVISION OF TD AMERITRADE INC
PO BOX 2209
OMAHA, NE 68103-2209

Statement for Account # 872-678500


CLAUDE SIMON
1101 MOUNT VERNON ROAD
SOPERTON, GA 30457

Announcements:

WE WORK CONSTANTLY TO ENSURE THE
SECURITY OF YOUR ACCOUNT. TO LEARN
MORE - AND FOR STEPS YOU CAN TAKE
TO HELP PROTECT YOURSELF ONLINE -
VISIT OUR SECURITY CENTER AT
WWW.TDAMERITRADE.COM/SECURITY!

Portfolio Summary

Investment	Current Value	Prior Value	Period Change	% Change	Estimated Income	Estimated Yield	Portfolio Allocation	Portfolio Allocation
Cash	\$ -	\$ -	\$ -	-	\$ -	-	-	
MMDA	294.67	294.66	0.01	-	-	-	2.8%	MMDA 2.8%
Money Market	-	-	-	-	-	-	-	
Short balance	-	-	-	-	-	-	-	
Stocks	10,371.04	17,322.16	(6,951.12)	(40.1)%	87.54	0.8%	97.2%	Stocks 97.2%
Short stocks	-	-	-	-	-	-	-	
Bonds	-	-	-	-	-	-	-	
Options	-	-	-	-	-	-	-	
Short options	-	-	-	-	-	-	-	
Mutual funds	-	-	-	-	-	-	-	
Other	-	-	-	-	-	-	-	
Total	\$10,665.71	\$17,616.82	(\$6,951.11)	(39.5)%	\$87.54	0.8%	100%	



Cash Activity Summary

	Current	YTD
Opening balance	\$ 0.00	\$ -
Securities purchased	-	-
Securities sold	-	-
Funds deposited	-	-
Funds disbursed	-	-
Income	-	-
Expense	-	-
Other	-	-
Closing balance	\$ 0.00	\$0.00

Income & Expense Summary

	Taxable	Non-Taxable	YTD
Income			
Dividends	\$ -	\$ -	\$ -
Interest	-	-	-
Other	-	-	-
Expense			
Interest	-	-	-
Fees	-	-	-
Other	-	-	-
Net	\$0.00	\$0.00	\$0.00

Performance Summary

Cost basis as of - 01/31/08	\$31,237.97
Unrealized gains	-
Unrealized losses	(20,866.93)
Funds deposited/(disbursed)	-
Income/(expense)	-
Securities received/(delivered)	0.00



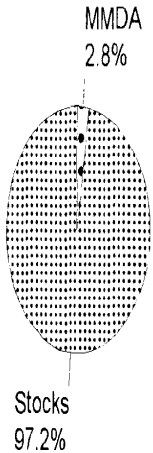
Statement Reporting Period:
01/01/08 - 01/31/08

800-823-2835
TD AMERITRADE
DIVISION OF TD AMERITRADE INC
PO BOX 2209
OMAHA, NE 68103-2209

Statement for Account # 872-678500
CLAUDE SIMON
1101 MOUNT VERNON ROAD
SOPERTON, GA 30457

Announcements:
WE WORK CONSTANTLY TO ENSURE THE
SECURITY OF YOUR ACCOUNT. TO LEARN
MORE - AND FOR STEPS YOU CAN TAKE
TO HELP PROTECT YOURSELF ONLINE -
VISIT OUR SECURITY CENTER AT
WWW.TDAMERITRADE.COM/SECURITY!

Portfolio Summary							
Investment	Current Value	Prior Value	Period Change	% Change	Estimated Income	Estimated Yield	Portfolio Allocation
Cash	\$ -	\$ -	\$ -	-	\$ -	-	-
MMDA	294.67	294.66	0.01	-	-	-	2.8%
Money Market	-	-	-	-	-	-	-
Short balance	-	-	-	-	-	-	-
Stocks	10,371.04	17,322.16	(6,951.12)	(40.1)%	87.54	0.8%	97.2%
Short stocks	-	-	-	-	-	-	-
Bonds	-	-	-	-	-	-	-
Options	-	-	-	-	-	-	-
Short options	-	-	-	-	-	-	-
Mutual funds	-	-	-	-	-	-	-
Other	-	-	-	-	-	-	-
Total	\$10,665.71	\$17,616.82	(\$6,951.11)	(39.5)%	\$87.54	0.8%	100%



Cash Activity Summary			Income & Expense Summary			Performance Summary	
	Current	YTD		Taxable	Non-Taxable	YTD	YTD
Opening balance	\$ 0.00	\$ -	Income			Cost basis as of - 01/31/08	\$31,237.97
Securities purchased	-	-	Dividends	\$ -	\$ -	Unrealized gains	-
Securities sold	-	-	Interest	-	-	Unrealized losses	(20,866.93)
Funds deposited	-	-	Other	-	-	Funds deposited/(disbursed)	-
Funds disbursed	-	-	Expense			Income/(expense)	-
Income	-	-	Interest	-	-	Securities received/(delivered)	0.00
Expense	-	-	Fees	-	-		
Other	-	-	Other	-	-		
Closing balance	\$ 0.00	\$0.00	Net	\$0.00	\$0.00		



Statement Reporting Period:

02/01/08 - 02/29/08

800-823-2835
TD AMERITRADE
DIVISION OF TD AMERITRADE INC
PO BOX 2209
OMAHA, NE 68103-2209

Statement for Account # 872-678500

CLAUDE SIMON
1101 MOUNT VERNON ROAD
SOPERTON, GA 30457

Announcements:

RETIREMENT PLANNING IS EASIER WITH
OUR NO-HASSLE APPROACH AND FREE
CONSULTATIONS AT OUR 100 NATIONWIDE
BRANCHES. OPEN AND FUND AN EASY IRA
AT TDAMERITRADE.COM/IRA BY APRIL 15
AND RECIEVE POTENTIAL TAX SAVINGS!

Portfolio Summary								
Investment	Current Value	Prior Value	Period Change	% Change	Estimated Income	Estimated Yield	Portfolio Allocation	Portfolio Allocation
Cash	\$ -	\$ -	\$ -	-	\$ -	-	-	
MMDA	294.68	294.67	0.01	-	-	-	2.9%	MMDA
Money Market	-	-	-	-	-	-	-	2.9%
Short balance	-	-	-	-	-	-	-	
Stocks	9,948.56	10,371.04	(422.48)	(4.1)%	87.54	0.9%	97.1%	Stocks
Short stocks	-	-	-	-	-	-	-	97.1%
Bonds	-	-	-	-	-	-	-	
Options	-	-	-	-	-	-	-	
Short options	-	-	-	-	-	-	-	
Mutual funds	-	-	-	-	-	-	-	
Other	-	-	-	-	-	-	-	
Total	\$10,243.24	\$10,665.71	(\$422.47)	(4.0)%	\$87.54	0.9%	100%	

Cash Activity Summary			Income & Expense Summary			Performance Summary	
	Current	YTD		Taxable	Non-Taxable	YTD	YTD
Opening balance	\$ 0.00	\$ -	Income			Cost basis as of - 02/29/08	\$31,237.97
Securities purchased	-	-	Dividends	\$ -	\$ -	Unrealized gains	-
Securities sold	-	-	Interest	-	-	Unrealized losses	(21,289.41)
Funds deposited	-	-	Other	-	-	Funds deposited/(disbursed)	-
Funds disbursed	-	-	Expense			Income/(expense)	-
Income	-	-	Interest	-	-	Securities received/(delivered)	0.00
Expense	-	-	Fees	-	-		
Other	-	-	Other	-	-		
Closing balance	\$ 0.00	\$0.00	Net	\$0.00	\$0.00		

Statement for Account # 872-678500

02/01/08 - 02/29/08

Apex Savings

Your Apex status continues to save you money. You saved an estimated \$2.00 in service fees this month.
Free access to NASDAQ Level II, Streaming News and Advanced analyzer saves you \$59.97 per month in subscription fees.

Income Summary Detail

Description	Current	Year to Date
MMDA Interest	\$ 0.01	\$ 0.02

Account Positions

Investment Description	Symbol/ CUSIP	Quantity	Current Price	Market Value	Purchase Date	Cost Basis	Average Cost	Unrealized Gain(Loss)	Annual Income	Yield
Stocks - cash										
Alcatel Lucent Sponsored Adr	ALU	488	\$ 5.87	\$2,864.56	09/24/02	\$ 5,547.99	\$ 11.37	\$(2,683.43)	\$ 87.54	3.1%
Daystar Technologies Inc Com	DSTI	2,200	3.22	7,084.00	05/12/06	25,689.98	11.68	(18,605.98)		
Total stocks				\$9,948.56		\$31,237.97		\$(21,289.41)	\$87.54	0.9%
Total cash account				\$9,948.56		\$31,237.97		\$(21,289.41)	\$87.54	0.9%

Money Market Deposit Account Interest Credited

Begin Date	Balance	Number of Days	Interest Rate	Interest Accrued	MTD Accrued	MTD PAID
02/01/08	\$ 294.67	29	0.0500	\$ 0.01	\$ 0.01	\$ 0.01
Total interest income						\$0.01

Money Market Deposit Account Activity

Date Cleared	Check Number	Date Written	Transaction	Description	Tracking Code	Expense Code	Amount	Balance
Opening balance								\$294.67
02/29/08		02/29/08	Received	Interest: Money Market Deposit Account			\$ 0.01	294.68
Closing balance								\$294.68

TD Bank USA, N.A. Money Market Deposit Account ("MMDA") amounts reflected in your brokerage account are held by TD Bank USA, N.A. and are not covered by the Securities Investor Protection Corporation (SIPC) protection applicable to your brokerage account. The amount related to the MMDA FDIC-Sweep program is a FDIC insured product and is not held by the broker-dealer, and SIPC does not cover deposit client balances held in an FDIC-Sweep account. TD Bank USA, N.A. is a subsidiary of the Toronto-Dominion Bank. Toronto-Dominion Bank has an investment in TD AMERITRADE Holding Corporation publicly traded stock. TD AMERITRADE, Inc. is not responsible for the services or policies of TD Bank USA, N.A. The interest rate shown for the MMDA is taken from the applicable interest rate tier for the Market Value balance in the MMDA as of the statement closing date. Simple interest is accrued daily based on the interest rate tier applicable to each day's balance. Interest rates on MMDA are based on tiers as determined by balances held in those sweep vehicles as follows: \$.01 - \$4,999, \$5,000 - \$24,999, \$25,000 - \$99,999, \$100,000 - \$199,999, \$200,000 and above. The annual percentage yield earned for the statement period on MMDA balances is an annualized rate that reflects the relationship between the amount of interest actually earned in your accounts during the statement period and the average daily balance in the account for the period.



Statement Reporting Period:

03/01/08 - 03/31/08

800-823-2835
TD AMERITRADE
DIVISION OF TD AMERITRADE INC
PO BOX 2209
OMAHA, NE 68103-2209


Statement for Account # 872-678500

CLAUDE SIMON
1101 MOUNT VERNON ROAD
SOPERTON, GA 30457

Announcements:

ROLL OVER YOUR OLD 401(K) OR IRA TO
TD AMERITRADE AND PUT YOUR MONEY
TO WORK FOR YOU! VISIT A BRANCH
NEAR YOU BY 7/31/08 AND GET A FREE
RETIREMENT CONSULTATION. OR CALL
888-365-2739 TO GET STARTED NOW.

Portfolio Summary							
Investment	Current Value	Prior Value	Period Change	% Change	Estimated Income	Estimated Yield	Portfolio Allocation
Cash	\$ -	\$ -	\$ -	-	\$ -	-	-
MMDA	294.69	294.68	0.01	-	-	-	3.1%
Money Market	-	-	-	-	-	-	-
Short balance	-	-	-	-	-	-	-
Stocks	9,322.88	9,948.56	(625.68)	(6.3)%	87.54	0.9%	96.9%
Short stocks	-	-	-	-	-	-	-
Bonds	-	-	-	-	-	-	-
Options	-	-	-	-	-	-	-
Short options	-	-	-	-	-	-	-
Mutual funds	-	-	-	-	-	-	-
Other	-	-	-	-	-	-	-
Total	\$9,617.57	\$10,243.24	(\$625.67)	(6.1)%	\$87.54	0.9%	100%



Cash Activity Summary			Income & Expense Summary			Performance Summary	
	Current	YTD		Taxable	Non-Taxable	YTD	YTD
Opening balance	\$ 0.00	\$ -	Income			Cost basis as of - 03/31/08	\$31,237.97
Securities purchased	-	-	Dividends	\$ -	\$ -	Unrealized gains	-
Securities sold	-	-	Interest	-	-	Unrealized losses	(21,915.09)
Funds deposited	-	-	Other	-	-	Funds deposited/(disbursed)	-
Funds disbursed	-	-	Expense			Income/(expense)	-
Income	-	-	Interest	-	-	Securities received/(delivered)	0.00
Expense	-	-	Fees	-	-		
Other	-	-	Other	-	-		
Closing balance	\$ 0.00	\$0.00	Net	\$0.00	\$0.00		

Statement for Account # 872-678500

03/01/08 - 03/31/08

Apex Savings

Your Apex status continues to save you money. You saved an estimated \$2.00 in service fees this month.
Free access to NASDAQ Level II, Streaming News and Advanced analyzer saves you \$59.97 per month in subscription fees.

Income Summary Detail

Description	Current	Year to Date
MMDA Interest	\$ 0.01	\$ 0.03

Account Positions

Investment Description	Symbol/ CUSIP	Quantity	Current Price	Market Value	Purchase Date	Cost Basis	Average Cost	Unrealized Gain(Loss)	Annual Income	Yield
Stocks - cash										
Alcatel Lucent Sponsored Adr	ALU	488	\$ 5.76	\$2,810.88	09/24/02	\$ 5,547.99	\$ 11.37	\$ (2,737.11)	\$ 87.54	3.1%
Daystar Technologies Inc Com	DSTI	2,200	2.96	6,512.00	05/12/06	25,689.98	11.68	(19,177.98)		
Total stocks				\$9,322.88		\$31,237.97		\$(21,915.09)	\$87.54	0.9%
Total cash account				\$9,322.88		\$31,237.97		\$(21,915.09)	\$87.54	0.9%

Money Market Deposit Account Interest Credited

Begin Date	Balance	Number of Days	Interest Rate	Interest Accrued	MTD Accrued	MTD PAID
03/01/08	\$ 294.68	31	0.0500	\$ 0.01	\$ 0.01	\$ 0.01
Total interest income						\$0.01

Money Market Deposit Account Activity

Date Cleared	Check Number	Date Written	Transaction	Description	Tracking Code	Expense Code	Amount	Balance
Opening balance								\$294.68
03/31/08		03/31/08	Received	Interest: Money Market Deposit Account			\$ 0.01	294.69
Closing balance								\$294.69

TD Bank USA, N.A. Money Market Deposit Account ("MMDA") amounts reflected in your brokerage account are held by TD Bank USA, N.A. and are not covered by the Securities Investor Protection Corporation (SIPC) protection applicable to your brokerage account. The amount related to the MMDA FDIC-Sweep program is a FDIC insured product and is not held by the broker-dealer, and SIPC does not cover deposit client balances held in an FDIC-Sweep account. TD Bank USA, N.A. is a subsidiary of the Toronto-Dominion Bank. Toronto-Dominion Bank has an investment in TD AMERITRADE Holding Corporation publicly traded stock. TD AMERITRADE, Inc. is not responsible for the services or policies of TD Bank USA, N.A. The interest rate shown for the MMDA is taken from the applicable interest rate tier for the Market Value balance in the MMDA as of the statement closing date. Simple interest is accrued daily based on the interest rate tier applicable to each day's balance. Interest rates on MMDA are based on tiers as determined by balances held in those sweep vehicles as follows: \$.01 - \$4,999, \$5,000 - \$24,999, \$25,000 - \$99,999, \$100,000 - \$199,999, \$200,000 and above. The annual percentage yield earned for the statement period on MMDA balances is an annualized rate that reflects the relationship between the amount of interest actually earned in your accounts during the statement period and the average daily balance in the account for the period.




Statement Reporting Period:
04/01/08 - 04/30/08

800-823-2835
TD AMERITRADE
DIVISION OF TD AMERITRADE INC
PO BOX 2209
OMAHA, NE 68103-2209

Statement for Account # 872-678500
CLAUDE SIMON
1204 SPRINGWOOD CHURCH RD
GIBSONVILLE, NC 27249-2646

Announcements:
ROLL OVER YOUR OLD 401(K) OR IRA TO
TD AMERITRADE AND PUT YOUR MONEY
TO WORK FOR YOU! VISIT A BRANCH
NEAR YOU BY 7/31/08 AND GET A FREE
RETIREMENT CONSULTATION.

Portfolio Summary							
Investment	Current Value	Prior Value	Period Change	% Change	Estimated Income	Estimated Yield	Portfolio Allocation
Cash	\$ -	\$ -	\$ -	-	\$ -	-	-
MMDA	294.70	294.69	0.01	-	-	-	2.8%
Money Market	-	-	-	-	-	-	-
Short balance	-	-	-	-	-	-	-
Stocks	10,250.96	9,322.88	928.08	10.0%	87.54	0.9%	97.2%
Short stocks	-	-	-	-	-	-	-
Fixed Income	-	-	-	-	-	-	-
Options	-	-	-	-	-	-	-
Short options	-	-	-	-	-	-	-
Mutual funds	-	-	-	-	-	-	-
Other	-	-	-	-	-	-	-
Total	\$10,545.66	\$9,617.57	\$928.09	9.6%	\$87.54	0.8%	100%



Cash Activity Summary			Income & Expense Summary			Performance Summary	
	Current	YTD		Taxable	Non-Taxable	YTD	YTD
Opening balance	\$ 0.00	\$ -	Income			Cost basis as of - 04/30/08	\$31,237.97
Securities purchased	-	-	Dividends	\$ -	\$ -	Unrealized gains	-
Securities sold	-	-	Interest	-	-	Unrealized losses	(20,987.01)
Funds deposited	-	-	Other	-	-	Funds deposited/(disbursed)	-
Funds disbursed	-	-	Expense			Income/(expense)	-
Income	-	-	Interest	-	-	Securities received/(delivered)	0.00
Expense	-	-	Fees	-	-		
Other	-	-	Other	-	-		
Closing balance	\$ 0.00	\$0.00	Net	\$0.00	\$0.00		

Statement for Account # 872-678500

04/01/08 - 04/30/08

Apex Savings

Your Apex status continues to save you money. You saved an estimated \$2.00 in service fees this month.
Free access to NASDAQ Level II, Streaming News and Advanced analyzer saves you \$59.97 per month in subscription fees.

Income Summary Detail

Description	Current	Year to Date
MMDA Interest	\$ 0.01	\$ 0.04

Account Positions

Investment Description	Symbol/ CUSIP	Quantity	Current Price	Market Value	Purchase Date	Cost Basis	Average Cost	Unrealized Gain(Loss)	Annual Income	Yield
Stocks - cash										
Alcatel Lucent Sponsored Adr	ALU	488	\$ 6.67	\$3,254.96	09/24/02	\$ 5,547.99	\$ 11.37	\$ (2,293.03)	\$ 87.54	2.7%
Daystar Technologies Inc Com	DSTI	2,200	3.18	6,996.00	05/12/06	25,689.98	11.68	(18,693.98)		
Total stocks				\$10,250.96		\$31,237.97		\$(20,987.01)	\$87.54	0.9%
Total cash account				\$10,250.96		\$31,237.97		\$(20,987.01)	\$87.54	0.9%

Money Market Deposit Account Interest Credited

Begin Date	Balance	Number of Days	Interest Rate	Interest Accrued	MTD Accrued	MTD PAID
04/01/08	\$ 294.69	30	0.0500	\$ 0.01	\$ 0.01	\$ 0.01
Total interest income						\$0.01

Money Market Deposit Account Activity

Date Cleared	Check Number	Date Written	Transaction	Description	Tracking Code	Expense Code	Amount	Balance
Opening balance								\$294.69
04/30/08		04/30/08	Received	Interest: Money Market Deposit Account			\$ 0.01	294.70
Closing balance								\$294.70

TD Bank USA, N.A. Money Market Deposit Account ("MMDA") amounts reflected in your brokerage account are held by TD Bank USA, N.A. and are not covered by the Securities Investor Protection Corporation (SIPC) protection applicable to your brokerage account. The amount related to the MMDA FDIC-Sweep program is a FDIC insured product and is not held by the broker-dealer, and SIPC does not cover deposit client balances held in an FDIC-Sweep account. TD Bank USA, N.A. is a subsidiary of the Toronto-Dominion Bank. Toronto-Dominion Bank has an investment in TD AMERITRADE Holding Corporation publicly traded stock. TD AMERITRADE, Inc. is not responsible for the services or policies of TD Bank USA, N.A. The interest rate shown for the MMDA is taken from the applicable interest rate tier for the Market Value balance in the MMDA as of the statement closing date. Simple interest is accrued daily based on the interest rate tier applicable to each day's balance. Interest rates on MMDA are based on tiers as determined by balances held in those sweep vehicles as follows: \$.01 - \$4,999, \$5,000 - \$24,999, \$25,000 - \$99,999, \$100,000 - \$199,999, \$200,000 and above. The annual percentage yield earned for the statement period on MMDA balances is an annualized rate that reflects the relationship between the amount of interest actually earned in your accounts during the statement period and the average daily balance in the account for the period.



Statement Reporting Period:
05/01/08 - 05/31/08

800-823-2835
TD AMERITRADE
DIVISION OF TD AMERITRADE INC
PO BOX 2209
OMAHA, NE 68103-2209

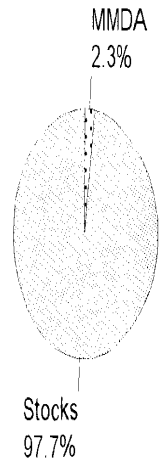
Statement for Account # 872-678500

CLAUDE SIMON
1204 SPRINGWOOD CHURCH RD
GIBSONVILLE, NC 27249-2646

Announcements:

FIND POTENTIAL TRADING IDEAS BY
SEARCHING FOR STOCKS THAT MATCH
WIDELY RECOGNIZED CHART PATTERNS
WITH PATTERN MATCHER. ACCESS THIS
NEW TOOL TODAY-ONLY AVAILABLE
IN COMMAND CENTER 2.0.

Portfolio Summary								
Investment	Current Value	Prior Value	Period Change	% Change	Estimated Income	Estimated Yield	Portfolio Allocation	Portfolio Allocation
Cash	\$ -	\$ -	\$ -	-	\$ -	-	-	
MMDA	294.71	294.70	0.01	-	-	-	2.3%	
Money Market	-	-	-	-	-	-	-	
Short Balance	-	-	-	-	-	-	-	
Stocks	12,508.88	10,250.96	2,257.92	22.0%	87.54	0.7%	97.7%	
Short Stocks	-	-	-	-	-	-	-	
Fixed Income	-	-	-	-	-	-	-	
Options	-	-	-	-	-	-	-	
Short Options	-	-	-	-	-	-	-	
Mutual Funds	-	-	-	-	-	-	-	
Other	-	-	-	-	-	-	-	
Total	\$12,803.59	\$10,545.66	\$2,257.93	21.4%	\$87.54	0.7%	100%	



Cash Activity Summary			Income & Expense Summary				Performance Summary	
	Current	YTD		Taxable	Non-Taxable	YTD		YTD
Opening Balance	\$ 0.00	\$ -	Income				Cost basis as of - 05/31/08	\$31,237.97
Securities Purchased	-	-	Dividends	\$ -	\$ -	\$ -	Unrealized Gains	-
Securities Sold	-	-	Interest	-	-	-	Unrealized Losses	(18,729.09)
Funds Deposited	-	-	Other	-	-	-	Funds Deposited/(Disbursed)	-
Funds Disbursed	-	-	Expense				Income/(Expense)	-
Income	-	-	Interest	-	-	-	Securities	0.00
Expense	-	-	Fees	-	-	-	Received/(Delivered)	
Other	-	-	Other	-	-	-		
Closing Balance	\$ 0.00	\$0.00	Net	\$0.00	\$0.00	\$0.00		

Statement for Account # 872-678500

05/01/08 - 05/31/08

Apex Savings

Your Apex status continues to save you money. You saved an estimated \$2.00 in service fees this month.
Free access to NASDAQ Level II, Streaming News and Advanced analyzer saves you \$59.97 per month in subscription fees.

Income Summary Detail

Description	Current	Year to Date
MMDA Interest	\$ 0.01	\$ 0.05

Account Positions

Investment Description	Symbol/ CUSIP	Quantity	Current Price	Market Value	Purchase Date	Cost Basis	Average Cost	Unrealized Gain(Loss)	Annual Income	Yield
Stocks - Cash										
ALCATEL LUCENT SPONSORED ADR	ALU	488	\$ 7.51	\$3,664.88	09/24/02	\$ 5,547.99	\$ 11.37	\$(1,883.11)	\$ 87.54	2.4%
DAYSTAR TECHNOLOGIES INC COM	DSTI	2,200	4.02	8,844.00	05/12/06	25,689.98	11.68	(16,845.98)		
Total Stocks				\$12,508.88		\$31,237.97		\$(18,729.09)	\$87.54	0.7%
Total Cash Account				\$12,508.88		\$31,237.97		\$(18,729.09)	\$87.54	0.7%

Money Market Deposit Account Interest Credited

Begin Date	Balance	Number of Days	Interest Rate	Interest Accrued	MTD Accrued	MTD PAID
05/01/08	\$ 294.70	31	0.0500	\$ 0.01	\$ 0.01	\$ 0.01
Total Interest Income						\$0.01

**Statement for Account # 872-678500**

05/01/08 - 05/31/08

Money Market Deposit Account Activity

Date Cleared	Check Number	Date Written	Transaction	Description	Tracking Code	Expense Code	Amount	Balance
Opening Balance								\$294.70
05/30/08		05/30/08	Received	Interest: Money Market Deposit Account			\$ 0.01	294.71
Closing Balance								\$294.71

TD Bank USA, N.A. Money Market Deposit Account ("MMDA") amounts reflected in your brokerage account are held by TD Bank USA, N.A. and are not covered by the Securities Investor Protection Corporation (SIPC) protection applicable to your brokerage account. The amount related to the MMDA FDIC-Sweep program is a FDIC insured product and is not held by the broker-dealer, and SIPC does not cover deposit client balances held in an FDIC-Sweep account. TD Bank USA, N.A. is a subsidiary of the Toronto-Dominion Bank. Toronto-Dominion Bank has an investment in TD AMERITRADE Holding Corporation publicly traded stock. TD AMERITRADE, Inc. is not responsible for the services or policies of TD Bank USA, N.A. The interest rate shown for the MMDA is taken from the applicable interest rate tier for the Market Value balance in the MMDA as of the statement closing date. Simple interest is accrued daily based on the interest rate tier applicable to each day's balance. Interest rates on MMDA are based on tiers as determined by balances held in those sweep vehicles as follows: \$0.01 - \$4,999, \$5,000 - \$24,999, \$25,000 - \$99,999, \$100,000 - \$199,999, \$200,000 and above. The annual percentage yield earned for the statement period on MMDA balances is an annualized rate that reflects the relationship between the amount of interest actually earned in your accounts during the statement period and the average daily balance in the account for the period.

Important Information

The most recent statement of financial condition for TD AMERITRADE Clearing, Inc. may be obtained at no cost, via the Internet at <http://www.tdameritrade.com/financialstatement.html> on or before June 14, 2008, or by contacting TD AMERITRADE Clearing, Inc. at 1-800-237-8692. As of March 31, 2008 TD AMERITRADE Clearing, Inc. had net capital and a net capital requirement of \$781,130,002 and \$168,110,338, respectively. A copy of the report and comments is currently available for customers' inspection at the principal office of the commission in Washington DC and the Denver, CO office of the Commission.

Keep this statement for income tax purposes

The above prices are provided only as a general guide to value your portfolio. Current quotations are available through TD AMERITRADE. Certificates of deposit are priced at market prices. Sale of bonds prior to maturity may result in a loss of principal. Mortgage backed positions are valued using the remaining balance and the current market price.

Non-Standard Assets: This statement shows all assets in your account including certain direct investments that may be held by a third party. TD AMERITRADE is not responsible for third-party information, including the valuation of certain non-standard assets. The price shown represents an estimated value that is provided by an annual report or other source. The estimated value of these assets may not be realized when you try to liquidate the position. Assets held by a third party are not covered by the Securities Investor Protection Corporation (SIPC)

Auction Rate Securities ("ARS") Pricing: TD Ameritrade has consistently reflected the value of ARS positions in client accounts and on account statements at par. Par value may not be the same as the market price that could be obtained in the event of a sale. The ARS market is currently experiencing a lack of liquidity and, as a result, there can be no assurance that such securities can be sold under current market conditions. In the event of a failed auction, the coupon rate paid to holders is typically set to a predetermined rate specified in the offering documents for such securities.

Equity And Option Positions In Atlas America, Inc. And Inter Parfums, Inc.,

Which Are Scheduled To Split With An Ex-Dividend Date Of 6/2/2008, Are

Reflected After The Effects Of The Splits In The Security Positions And



Statement Reporting Period:
06/01/08 - 06/30/08

800-823-2835
TD AMERITRADE
DIVISION OF TD AMERITRADE INC
PO BOX 2209
OMAHA, NE 68103-2209

Statement for Account # 872-678500

CLAUDE SIMON
1204 SPRINGWOOD CHURCH RD
GIBSONVILLE, NC 27249-2646

Announcements:

THE FEE SCHEDULE GOVERNING YOUR
ACCOUNT WILL CHANGE, EFFECTIVE
SEPTEMBER 1, 2008. FOR NEW RATES,
GO TO "RATES & FEES" AND SEE
SERVICE AND EXCEPTION FEES ON
WWW.TDAMERITRADE.COM/RATESFEES.

Portfolio Summary

Investment	Current Value	Prior Value	Period Change	% Change	Estimated Income	Estimated Yield	Portfolio Allocation	Portfolio Allocation
Cash	\$ -	\$ -	\$ -	-	\$ -	-	-	
MMDA	294.72	294.71	0.01	-	-	-	2.2%	MMDA 2.2%
Money Market	-	-	-	-	-	-	-	
Short Balance	-	-	-	-	-	-	-	
Stocks	13,001.52	12,508.88	492.64	3.9%	87.54	0.7%	97.8%	
Short Stocks	-	-	-	-	-	-	-	
Fixed Income	-	-	-	-	-	-	-	
Options	-	-	-	-	-	-	-	
Short Options	-	-	-	-	-	-	-	
Mutual Funds	-	-	-	-	-	-	-	
Other	-	-	-	-	-	-	-	
Total	\$13,296.24	\$12,803.59	\$492.65	3.8%	\$87.54	0.7%	100%	



Cash Activity Summary

	Current	YTD
Opening Balance	\$ 0.00	\$ -
Securities Purchased	-	-
Securities Sold	-	-
Funds Deposited	-	-
Funds Disbursed	-	-
Income	-	-
Expense	-	-
Other	-	-
Closing Balance	\$ 0.00	\$0.00

Income & Expense Summary

	Taxable	Non-Taxable	YTD
Income			
Dividends	\$ -	\$ -	\$ -
Interest	-	-	-
Other	-	-	-
Expense			
Interest	-	-	-
Fees	-	-	-
Other	-	-	-
Net	\$0.00	\$0.00	\$0.00

Performance Summary

	YTD
Cost Basis As Of - 06/30/08	\$31,237.97
Unrealized Gains	-
Unrealized Losses	(18,236.45)
Funds Deposited/(Disbursed)	-
Income/(Expense)	-
Securities Received/(Delivered)	0.00

Statement for Account # 872-678500

06/01/08 - 06/30/08

Apex Savings

Your Apex status continues to save you money. You saved an estimated \$2.00 in service fees this month.
Free access to NASDAQ Level II, Streaming News and Advanced analyzer saves you \$59.97 per month in subscription fees.

Income Summary Detail

Description	Current	Year to Date
MMDA Interest	\$ 0.01	\$ 0.06

Account Positions

Investment Description	Symbol/ CUSIP	Quantity	Current Price	Market Value	Purchase Date	Cost Basis	Average Cost	Unrealized Gain(Loss)	Annual Income	Yield
Stocks - Cash										
ALCATEL LUCENT SPONSORED ADR	ALU	488	\$ 6.04	\$2,947.52	09/24/02	\$ 5,547.99	\$ 11.37	\$ 2,600.47)	\$ 87.54	3.0%
DAYSTAR TECHNOLOGIES INC COM	DSTI	2,200	4.57	10,054.00	05/12/06	25,689.98	11.68	(15,635.98)		
Total Stocks				\$13,001.52		\$31,237.97		\$(18,236.45)	\$87.54	0.7%
Total Cash Account				\$13,001.52		\$31,237.97		\$(18,236.45)	\$87.54	0.7%

Money Market Deposit Account Interest Credited

Begin Date	Balance	Number of Days	Interest Rate	Interest Accrued	MTD Accrued	MTD PAID
06/01/08	\$ 294.71	30	0.0500	\$ 0.01	\$ 0.01	\$ 0.01
Total Interest Income						\$0.01

**Statement for Account # 872-678500**

06/01/08 - 06/30/08

Money Market Deposit Account Activity

Date Cleared	Check Number	Date Written	Transaction	Description	Tracking Code	Expense Code	Amount	Balance
Opening Balance								\$294.71
06/30/08		06/30/08	Received	Interest: Money Market Deposit Account			\$ 0.01	294.72
Closing Balance								\$294.72

TD Bank USA, N.A. Money Market Deposit Account ("MMDA") amounts reflected in your brokerage account are held by TD Bank USA, N.A. and are not covered by the Securities Investor Protection Corporation (SIPC) protection applicable to your brokerage account. The amount related to the MMDA FDIC-Sweep program is a FDIC insured product and is not held by the broker-dealer, and SIPC does not cover deposit client balances held in an FDIC-Sweep account. TD Bank USA, N.A. is a subsidiary of the Toronto-Dominion Bank. Toronto-Dominion Bank has an investment in TD AMERITRADE Holding Corporation publicly traded stock. TD AMERITRADE, Inc. is not responsible for the services or policies of TD Bank USA, N.A. The interest rate shown for the MMDA is taken from the applicable interest rate tier for the Market Value balance in the MMDA as of the statement closing date. Simple interest is accrued daily based on the interest rate tier applicable to each day's balance. Interest rates on MMDA are based on tiers as determined by balances held in those sweep vehicles as follows: \$.01 - \$4,999, \$5,000 - \$24,999, \$25,000 - \$99,999, \$100,000 - \$199,999, \$200,000 and above. The annual percentage yield earned for the statement period on MMDA balances is an annualized rate that reflects the relationship between the amount of interest actually earned in your accounts during the statement period and the average daily balance in the account for the period.

Important Information

Keep this statement for income tax purposes

The above prices are provided only as a general guide to value your portfolio. Current quotations are available through TD AMERITRADE. Certificates of deposit are priced at market prices. Sale of bonds prior to maturity may result in a loss of principal. Mortgage backed positions are valued using the remaining balance and the current market price.

Non-Standard Assets: This statement shows all assets in your account including certain direct investments that may be held by a third party. TD AMERITRADE is not responsible for third-party information, including the valuation of certain non-standard assets. The price shown represents an estimated value that is provided by an annual report or other source. The estimated value of these assets may not be realized when you try to liquidate the position. Assets held by a third party are not covered by the Securities Investor Protection Corporation (SIPC)

Auction Rate Securities ("ARS") Pricing: TD AMERITRADE has consistently reflected the value of ARS positions in client accounts and on account statements at par. Par value may not be the same as the market price that could be obtained in the event of a sale. The ARS market is currently experiencing a lack of liquidity and, as a result, there can be no assurance that such securities can be sold under current market conditions. In the event of a failed auction, the coupon rate paid to holders is typically set to a predetermined rate specified in the offering documents for such securities.

The most recent statement of financial condition for TD AMERITRADE Clearing, Inc. may be obtained at no cost, via the Internet at <http://www.tdameritrade.com/financialstatement.html> on or before June 14, 2008, or by contacting TD AMERITRADE Clearing, Inc. at 1-800-237-8692. As of March 31, 2008 TD AMERITRADE Clearing, Inc. had net capital and a net capital requirement of \$781,130,002 and \$168,110,338, respectively. A copy of the report and comments is currently available for customers' inspection at the principal office of the commission in Washington DC and the Denver, CO office of the Commission.

Required Annual FINRA Information: FINRA maintains a toll-free Public disclosure hotline where investors may call to request disclosable background information on any licensed broker or broker-dealer. To call the hotline, dial 1-800-289-9999. FINRA also maintains an Internet web site where investors may obtain useful information concerning FINRA policies, procedures and services. The web site can be accessed at www.finra.org. Additionally, FINRA has a brochure which describes the investor education and protection program. You may request this brochure either through the FINRA web site or by calling the toll-free public disclosure hotline.



Statement Reporting Period:
07/01/08 - 07/31/08

800-823-2835
TD AMERITRADE
DIVISION OF TD AMERITRADE INC
PO BOX 2209
OMAHA, NE 68103-2209

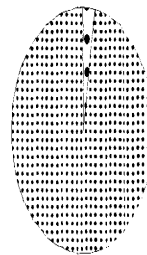
Statement for Account # 872-678500

CLAUDE SIMON
1204 SPRINGWOOD CHURCH RD
GIBSONVILLE, NC 27249-2646

Announcements:

PLAN YOUR NEXT MARKET MOVE WITH
MINYANVILLE'S BUZZ & BANTER, A FREE
TOOL OFFERING THIRD-PARTY INSIGHT
FROM SOME OF WALL STREET'S FINEST.
LOG ON TO YOUR ACCOUNT AND LAUNCH
THROUGH COMMAND CENTER 2.0 TODAY.

Portfolio Summary								
Investment	Current Value	Prior Value	Period Change	% Change	Estimated Income	Estimated Yield	Portfolio Allocation	Portfolio Allocation
Cash	\$ -	\$ -	\$ -	-	\$ -	-	-	
MMDA	294.73	294.72	0.01	-	-	-	2.9%	MMDA
Money Market	-	-	-	-	-	-	-	2.9%
Short Balance	-	-	-	-	-	-	-	
Stocks	9,796.88	13,001.52	(3,204.64)	(24.6)%	87.54	0.9%	97.1%	
Short Stocks	-	-	-	-	-	-	-	
Fixed Income	-	-	-	-	-	-	-	
Options	-	-	-	-	-	-	-	
Short Options	-	-	-	-	-	-	-	
Mutual Funds	-	-	-	-	-	-	-	
Other	-	-	-	-	-	-	-	
Total	\$10,091.61	\$13,296.24	(\$3,204.63)	(24.1)%	\$87.54	0.9%	100%	



Cash Activity Summary			Income & Expense Summary				Performance Summary	
	Current	YTD		Reportable	Non-reportable	YTD		YTD
Opening Balance	\$ 0.00	\$ -	Income				Cost Basis As Of - 07/31/08	\$31,237.97
Securities Purchased	-	-	Dividends	\$ -	\$ -	\$ -	Unrealized Gains	-
Securities Sold	-	-	Interest	-	-	-	Unrealized Losses	(21,441.09)
Funds Deposited	-	-	Other	-	-	-	Funds Deposited/(Disbursed)	-
Funds Disbursed	-	-	Expense				Income/(Expense)	-
Income	-	-	Interest	-	-	-	Securities	
Expense	-	-	Fees	-	-	-	Received/(Delivered)	0.00
Other	-	-	Other	-	-	-		
Closing Balance	\$ 0.00	\$0.00	Net	\$0.00	\$0.00	\$0.00		

Statement for Account # 872-678500

07/01/08 - 07/31/08

Apex Savings

Your Apex status continues to save you money. You saved an estimated \$2.00 in service fees this month.
Free access to NASDAQ Level II, Streaming News and Advanced Analyzer saves you \$59.97 per month in subscription fees.

Income Summary Detail

Description	Current	Year to Date
MMDA Interest	\$ 0.01	\$ 0.07

Account Positions

Investment Description	Symbol/ CUSIP	Quantity	Current Price	Market Value	Purchase Date	Cost Basis	Average Cost	Unrealized Gain(Loss)	Annual Income	Yield
Stocks - Cash										
ALCATEL LUCENT SPONSORED ADR	ALU	488	\$ 6.01	\$2,932.88	09/24/02	\$ 5,547.99	\$ 11.37	\$ (2,615.11)	\$ 87.54	3.0%
DAYSTAR TECHNOLOGIES INC COM	DSTI	2,200	3.12	6,864.00	05/12/06	25,689.98	11.68	(18,825.98)		
Total Stocks				\$9,796.88		\$31,237.97		\$(21,441.09)	\$87.54	0.9%
Total Cash Account				\$9,796.88		\$31,237.97		\$(21,441.09)	\$87.54	0.9%

Money Market Deposit Account Interest Credited

Begin Date	Balance	Number of Days	Interest Rate	Interest Accrued	MTD Accrued	MTD PAID
07/01/08	\$ 294.72	31	0.0500	\$ 0.01	\$ 0.01	\$ 0.01
Total Interest Income						\$0.01

**Statement for Account # 872-678500**

07/01/08 - 07/31/08

Money Market Deposit Account Activity

Date Cleared	Check Number	Date Written	Transaction	Description	Tracking Code	Expense Code	Amount	Balance
Opening Balance								\$294.72
07/31/08		07/31/08	Received	Interest: Money Market Deposit Account			\$ 0.01	294.73
Closing Balance								\$294.73

TD Bank USA, N.A. Money Market Deposit Account ("MMDA") amounts reflected in your brokerage account are held by TD Bank USA, N.A. and are not covered by the Securities Investor Protection Corporation (SIPC) protection applicable to your brokerage account. The amount related to the MMDA FDIC-Sweep program is a FDIC insured product and is not held by the broker-dealer, and SIPC does not cover deposit client balances held in an FDIC-Sweep account. TD Bank USA, N.A. is a subsidiary of the Toronto-Dominion Bank. Toronto-Dominion Bank has an investment in TD AMERITRADE Holding Corporation publicly traded stock. TD AMERITRADE, Inc. is not responsible for the services or policies of TD Bank USA, N.A. The interest rate shown for the MMDA is taken from the applicable interest rate tier for the Market Value balance in the MMDA as of the statement closing date. Simple interest is accrued daily based on the interest rate tier applicable to each day's balance. Interest rates on MMDA are based on tiers as determined by balances held in those sweep vehicles as follows: \$01 - \$4,999, \$5,000 - \$24,999, \$25,000 - \$99,999, \$100,000 - \$199,999, \$200,000 and above. The annual percentage yield earned for the statement period on MMDA balances is an annualized rate that reflects the relationship between the amount of interest actually earned in your accounts during the statement period and the average daily balance in the account for the period.

Important Information

Keep this statement for income tax purposes

The above prices are provided only as a general guide to value your portfolio. Current quotations are available through TD AMERITRADE. Certificates of deposit are priced at market prices. Sale of bonds prior to maturity may result in a loss of principal. Mortgage backed positions are valued using the remaining balance and the current market price.

Non-Standard Assets: This statement shows all assets in your account including certain direct investments that may be held by a third party. TD AMERITRADE is not responsible for third-party information, including the valuation of certain non-standard assets. The price shown represents an estimated value that is provided by an annual report or other source. The estimated value of these assets may not be realized when you try to liquidate the position. Assets held by a third party are not covered by the Securities Investor Protection Corporation (SIPC)

Auction Rate Securities ("ARS") Pricing: TD AMERITRADE has consistently reflected the value of ARS positions in client accounts and on account statements at par. Par value may not be the same as the market price that could be obtained in the event of a sale. The ARS market is currently experiencing a lack of liquidity and, as a result, there can be no assurance that such securities can be sold under current market conditions. In the event of a failed auction, the coupon rate paid to holders is typically set to a predetermined rate specified in the offering documents for such securities.



Statement Reporting Period:

08/01/08 - 08/31/08

Statement for Account # 872-678500

CLAUDE SIMON
1204 SPRINGWOOD CHURCH RD
GIBSONVILLE, NC 27249-2646

Announcements:

PLAN YOUR NEXT MARKET MOVE WITH
MINYANVILLE'S BUZZ & BANTER. A FREE
TOOL OFFERING THIRD-PARTY INSIGHT
FROM SOME OF WALL STREET'S FINEST.
LOG ON TO YOUR ACCOUNT AND LAUNCH
THROUGH COMMAND CENTER 2.0 TODAY.800-823-2835
TD AMERITRADE
DIVISION OF TD AMERITRADE INC
PO BOX 2209
OMAHA, NE 68103-2209

Portfolio Summary

Investment	Current Value	Prior Value	Period Change	% Change	Estimated Income	Estimated Yield	Portfolio Allocation	Portfolio Allocation
Cash	\$ -	\$ -	\$ -	-	\$ -	-	-	
MMDA	294.74	294.73	0.01	-	-	-	2.7%	MMDA 2.7%
Money Market	-	-	-	-	-	-	-	
Short Balance	-	-	-	-	-	-	-	
Stocks	10,605.84	9,796.88	808.96	8.3%	87.54	0.8%	97.3%	
Short Stocks	-	-	-	-	-	-	-	
Fixed Income	-	-	-	-	-	-	-	
Options	-	-	-	-	-	-	-	
Short Options	-	-	-	-	-	-	-	
Mutual Funds	-	-	-	-	-	-	-	
Other	-	-	-	-	-	-	-	Stocks 97.3%
Total	\$10,900.58	\$10,091.61	\$808.97	8.0%	\$87.54	0.8%	100%	

Cash Activity Summary

	Current	YTD
Opening Balance	\$ 0.00	\$ -
Securities Purchased	-	-
Securities Sold	-	-
Funds Deposited	-	-
Funds Disbursed	-	-
Income	-	-
Expense	-	-
Other	-	-
Closing Balance	\$ 0.00	\$0.00

Income & Expense Summary

	Reportable	Non-reportable	YTD
Income			
Dividends	\$ -	\$ -	\$ -
Interest	-	-	-
Other	-	-	-
Expense			
Interest	-	-	-
Fees	-	-	-
Other	-	-	-
Net	\$0.00	\$0.00	\$0.00

Performance Summary

	YTD
Cost Basis As Of - 08/31/08	\$31,237.97
Unrealized Gains	-
Unrealized Losses	(20,632.13)
Funds Deposited/(Disbursed)	-
Income/(Expense)	-
Securities Received/(Delivered)	0.00

Statement for Account # 872-678500

08/01/08 - 08/31/08

Apex Savings

Your Apex status continues to save you money. You saved an estimated \$2.00 in service fees this month.
Free access to NASDAQ Level II, Streaming News and Advanced Analyzer saves you \$59.97 per month in subscription fees.

Income Summary Detail

Description	Current	Year to Date
MMDA Interest	\$ 0.01	\$ 0.08

Account Positions

Investment Description	Symbol/ CUSIP	Quantity	Current Price	Market Value	Purchase Date	Cost Basis	Average Cost	Unrealized Gain(Loss)	Annual Income	Yield
Stocks - Cash										
ALCATEL LUCENT SPONSORED ADR	ALU	488	\$ 6.18	\$3,015.84	09/24/02	\$ 5,547.99	\$ 11.37	\$ (2,532.15)	\$ 87.54	2.9%
DAYSTAR TECHNOLOGIES INC COM	DSTI	2,200	3.45	7,590.00	05/12/06	25,689.98	11.68	(18,099.98)		
Total Stocks				\$10,605.84		\$31,237.97		\$(20,632.13)	\$87.54	0.8%
Total Cash Account				\$10,605.84		\$31,237.97		\$(20,632.13)	\$87.54	0.8%

Money Market Deposit Account Interest Credited

Begin Date	Balance	Number of Days	Interest Rate	Interest Accrued	MTD Accrued	MTD PAID
08/01/08	\$ 294.73	31	0.0500	\$ 0.01	\$ 0.01	\$ 0.01
Total Interest Income						\$0.01

**Statement for Account # 872-678500**

08/01/08 - 08/31/08

Money Market Deposit Account Activity

Date Cleared	Check Number	Date Written	Transaction	Description	Tracking Code	Expense Code	Amount	Balance
Opening Balance								\$294.73
08/29/08		08/29/08	Received	Interest: Money Market Deposit Account			\$ 0.01	294.74
Closing Balance								\$294.74

TD Bank USA, N.A. Money Market Deposit Account ("MMDA") amounts reflected in your brokerage account are held by TD Bank USA, N.A. and are not covered by the Securities Investor Protection Corporation (SIPC) protection applicable to your brokerage account. The amount related to the MMDA FDIC-Sweep program is a FDIC insured product and is not held by the broker-dealer, and SIPC does not cover deposit client balances held in an FDIC-Sweep account. TD Bank USA, N.A. is a subsidiary of the Toronto-Dominion Bank. Toronto-Dominion Bank has an investment in TD AMERITRADE Holding Corporation publicly traded stock. TD AMERITRADE, Inc. is not responsible for the services or policies of TD Bank USA, N.A. The interest rate shown for the MMDA is taken from the applicable interest rate tier for the Market Value balance in the MMDA as of the statement closing date. Simple interest is accrued daily based on the interest rate tier applicable to each day's balance. Interest rates on MMDA are based on tiers as determined by balances held in those sweep vehicles as follows: \$.01 - \$4,999, \$5,000 - \$24,999, \$25,000 - \$99,999, \$100,000 - \$199,999, \$200,000 and above. The annual percentage yield earned for the statement period on MMDA balances is an annualized rate that reflects the relationship between the amount of interest actually earned in your accounts during the statement period and the average daily balance in the account for the period.

Important Information

Keep this statement for income tax purposes

The above prices are provided only as a general guide to value your portfolio. Current quotations are available through TD AMERITRADE. Certificates of deposit are priced at market prices. Sale of bonds prior to maturity may result in a loss of principal. Mortgage backed positions are valued using the remaining balance and the current market price.

Non-Standard Assets: This statement shows all assets in your account including certain direct investments that may be held by a third party. TD AMERITRADE is not responsible for third-party information, including the valuation of certain non-standard assets. The price shown represents an estimated value that is provided by an annual report or other source. The estimated value of these assets may not be realized when you try to liquidate the position. Assets held by a third party are not covered by the Securities Investor Protection Corporation (SIPC)

Auction Rate Securities ("ARS") Pricing: TD AMERITRADE has consistently reflected the value of ARS positions in client accounts and on account statements at par. Par value may not be the same as the market price that could be obtained in the event of a sale. The ARS market is currently experiencing a lack of liquidity and, as a result, there can be no assurance that such securities can be sold under current market conditions. In the event of a failed auction, the coupon rate paid to holders is typically set to a predetermined rate specified in the offering documents for such securities.

Equity and option positions in Synaptics Inc., which are scheduled to split with an ex-dividend date of 9/2/2008, are reflected after the effects of the split in the Account Positions and Account Activity sections of this statement.



Statement Reporting Period:

09/01/08 - 09/30/08

Statement for Account # 872-678500

CLAUDE SIMON
1204 SPRINGWOOD CHURCH RD
GIBSONVILLE, NC 27249-2646


Announcements:

EFFECTIVE 11/28/2008, NO-TRANS-ACTION-FEE FUNDS (EXCEPT PROFUNDS & RYDEX MUTUAL FUNDS) HELD 180 DAYS OR LESS ARE SUBJECT TO A \$49.99 SHORT-TERM REDEMPTION FEE, PLUS ANY FEES DESCRIBED IN THE PROSPECTUS.

800-823-2835
TD AMERITRADE
DIVISION OF TD AMERITRADE INC
PO BOX 2209
OMAHA, NE 68103-2209

Portfolio Summary

Investment	Current Value	Prior Value	Period Change	% Change	Estimated Income	Estimated Yield	Portfolio Allocation	Portfolio Allocation
Cash	\$ -	\$ -	\$ -	-	\$ -	-	-	
MMDA	294.75	294.74	0.01	-	-	-	3.5%	MMDA 3.5%
Money Market	-	-	-	-	-	-	-	
Short Balance	-	-	-	-	-	-	-	
Stocks	8,033.92	10,605.84	(2,571.92)	(24.3)%	87.54	1.1%	96.5%	Stocks 96.5%
Short Stocks	-	-	-	-	-	-	-	
Fixed Income	-	-	-	-	-	-	-	
Options	-	-	-	-	-	-	-	
Short Options	-	-	-	-	-	-	-	
Mutual Funds	-	-	-	-	-	-	-	
Other	-	-	-	-	-	-	-	
Total	\$8,328.67	\$10,900.58	(\$2,571.91)	(23.6)%	\$87.54	1.1%	100%	



Cash Activity Summary

	Current	YTD
Opening Balance	\$ 0.00	\$ -
Securities Purchased	-	-
Securities Sold	-	-
Funds Deposited	-	-
Funds Disbursed	-	-
Income	-	-
Expense	-	-
Other	-	-
Closing Balance	\$ 0.00	\$0.00

Income & Expense Summary

	Reportable	Non-reportable	YTD
Income			
Dividends	\$ -	\$ -	\$ -
Interest	-	-	-
Other	-	-	-
Expense			
Interest	-	-	-
Fees	-	-	-
Other	-	-	-
Net	\$0.00	\$0.00	\$0.00

Performance Summary

	YTD
Cost Basis As Of - 09/30/08	\$31,237.97
Unrealized Gains	-
Unrealized Losses	(23,204.05)
Funds Deposited/(Disbursed)	-
Income/(Expense)	-
Securities Received/(Delivered)	0.00

**Statement for Account # 872-678500**

09/01/08 - 09/30/08

Money Market Deposit Account Activity

Date Cleared	Check Number	Date Written	Transaction	Description	Tracking Code	Expense Code	Amount	Balance
Opening Balance								\$294.74
09/30/08		09/30/08	Received	Interest: Money Market Deposit Account			\$ 0.01	294.75
Closing Balance								\$294.75

TD Bank USA, N.A. Money Market Deposit Account ("MMDA") amounts reflected in your brokerage account are held by TD Bank USA, N.A. and are not covered by the Securities Investor Protection Corporation (SIPC) protection applicable to your brokerage account. The amount related to the MMDA FDIC-Sweep program is a FDIC insured product and is not held by the broker-dealer, and SIPC does not cover deposit client balances held in an FDIC-Sweep account. TD Bank USA, N.A. is a subsidiary of the Toronto-Dominion Bank. Toronto-Dominion Bank has an investment in TD AMERITRADE Holding Corporation publicly traded stock. TD AMERITRADE, Inc. is not responsible for the services or policies of TD Bank USA, N.A. The interest rate shown for the MMDA is taken from the applicable interest rate tier for the Market Value balance in the MMDA as of the statement closing date. Simple interest is accrued daily based on the interest rate tier applicable to each day's balance. Interest rates on MMDA are based on tiers as determined by balances held in those sweep vehicles as follows: \$.01 - \$4,999, \$5,000 - \$24,999, \$25,000 - \$99,999, \$100,000 - \$199,999, \$200,000 and above. The annual percentage yield earned for the statement period on MMDA balances is an annualized rate that reflects the relationship between the amount of interest actually earned in your accounts during the statement period and the average daily balance in the account for the period.

Important Information

Keep this statement for income tax purposes

An investment in a money market fund is not insured or guaranteed by the Federal Deposit Insurance Corporation (FDIC) or any other government agency. Although the funds seek to preserve the value of your investment at \$1.00 per share, it is possible to lose money by investing in a money market fund. Dividends are declared daily and paid/reinvested monthly. The prospectus contains this and other important information. Read the prospectus carefully before investing. Non-deposit investments held by your broker-dealer are NOT FDIC INSURED / NOT BANK GUARANTEED / MAY LOSE VALUE.

The above prices are provided only as a general guide to value your portfolio. Current quotations are available through TD AMERITRADE. Certificates of deposit are priced at market prices. Sale of bonds prior to maturity may result in a loss of principal. Mortgage backed positions are valued using the remaining balance and the current market price.

Non-Standard Assets: This statement shows all assets in your account including certain direct investments that may be held by a third party. TD AMERITRADE is not responsible for third-party information, including the valuation of certain non-standard assets. The price shown represents an estimated value that is provided by an annual report or other source. The estimated value of these assets may not be realized when you try to liquidate the position. Assets held by a third party are not covered by the Securities Investor Protection Corporation (SIPC)

Auction Rate Securities ("ARS") Pricing: TD AMERITRADE has consistently reflected the value of ARS positions in client accounts and on account statements at par. Par value may not be the same as the market price that could be obtained in the event of a sale. The ARS market is currently experiencing a lack of liquidity and, as a result, there can be no assurance that such securities can be sold under current market conditions. In the event of a failed auction, the coupon rate paid to holders is typically set to a predetermined rate specified in the offering documents for such securities.

Equity and option positions in DXP Enterprises Inc., which are scheduled to split with an ex-dividend date of 10/01/2008, are reflected after the effects of the split in the Account Positions and Account Activity sections of this statement.

Statement for Account # 872-678500

09/01/08 - 09/30/08

Apex Savings

Your Apex status continues to save you money. You saved an estimated \$2.00 in service fees this month.
Free access to NASDAQ Level II, Streaming News and Advanced Analyzer saves you \$59.97 per month in subscription fees.

Income Summary Detail

Description	Current	Year to Date
MMDA Interest	\$ 0.01	\$ 0.09

Account Positions

Investment Description	Symbol/ CUSIP	Quantity	Current Price	Market Value	Purchase Date	Cost Basis	Average Cost	Unrealized Gain(Loss)	Annual Income	Yield
Stocks - Cash										
ALCATEL LUCENT SPONSORED ADR	ALU	488	\$ 3.84	\$1,873.92	09/24/02	\$ 5,547.99	\$ 11.37	\$(3,674.07)	\$ 87.54	4.7%
DAYSTAR TECHNOLOGIES INC COM	DSTI	2,200	2.80	6,160.00	05/12/06	25,689.98	11.68	(19,529.98)		
Total Stocks				\$8,033.92		\$31,237.97		\$(23,204.05)	\$87.54	1.1%
Total Cash Account				\$8,033.92		\$31,237.97		\$(23,204.05)	\$87.54	1.1%

Money Market Deposit Account Interest Credited

Begin Date	Balance	Number of Days	Interest Rate	Interest Accrued	MTD Accrued	MTD PAID
09/01/08	\$ 294.74	30	0.0500	\$ 0.01	\$ 0.01	\$ 0.01
Total Interest Income						\$0.01



Statement Reporting Period:
10/01/08 - 10/31/08

800-823-2835
TD AMERITRADE
DIVISION OF TD AMERITRADE INC
PO BOX 2209
OMAHA, NE 68103-2209

Statement for Account # 872-678500
CLAUDE SIMON
1204 SPRINGWOOD CHURCH RD
GIBSONVILLE, NC 27249-2646

Announcements:
FOR A BETTER UNDERSTANDING OF YOUR
STATEMENT, SEE OUR QUICK REFERENCE
GUIDE. LOG ON TO YOUR ACCOUNT &
GO TO "HELP" UNDER CLIENT SERVICES,
THEN CLICK "MANAGING YOUR ACCOUNT,"
& THEN "ACCOUNT STATEMENTS."

Portfolio Summary							Portfolio Allocation
Investment	Current Value	Prior Value	Period Change	% Change	Estimated Income	Estimated Yield	
Cash	\$ -	\$ -	\$ -	-	\$ -	-	<p>MMDA 5.6%</p> <p>Stocks 94.4%</p>
MMDA	294.76	294.75	0.01	-	-	-	
Money Market	-	-	-	-	-	-	
Short Balance	-	-	-	-	-	-	
Stocks	4,972.16	8,033.92	(3,061.76)	(38.1)%	-	-	
Short Stocks	-	-	-	-	-	-	
Fixed Income	-	-	-	-	-	-	
Options	-	-	-	-	-	-	
Short Options	-	-	-	-	-	-	
Mutual Funds	-	-	-	-	-	-	
Other	-	-	-	-	-	-	
Total	\$5,266.92	\$8,328.67	(\$3,061.75)	(36.8)%	\$ 0.00	0.0%	

Cash Activity Summary			Income & Expense Summary			Performance Summary	
	Current	YTD	Reportable	Non Reportable	YTD		YTD
Opening Balance	\$ 0.00	\$ -	Income			Cost Basis As Of - 10/31/08	\$31,237.97
Securities Purchased	-	-	Dividends	\$ -	\$ -	Unrealized Gains	-
Securities Sold	-	-	Interest	-	-	Unrealized Losses	(26,265.81)
Funds Deposited	-	-	Other	-	-	Funds Deposited/(Disbursed)	-
Funds Disbursed	-	-	Expense			Income/(Expense)	-
Income	-	-	Interest	-	-	Securities	0.00
Expense	-	-	Fees	-	-	Received/(Delivered)	
Other	-	-	Other	-	-		
Closing Balance	\$ 0.00	\$0.00	Net	\$0.00	\$0.00		

Statement for Account # 872-678500

10/01/08 - 10/31/08

Apex Savings

Your Apex status continues to save you money. You saved an estimated \$2.00 in service fees this month.
Free access to NASDAQ Level II, Streaming News and Advanced Analyzer saves you \$59.97 per month in subscription fees.

Income Summary Detail*

Description	Current	Year to Date
MMDA Interest	\$ 0.01	\$ 0.10

*This section displays current and year to date taxation values for this account. The current totals may not equate to the total payments listed on this statement as corrections to tax reporting may also be included. These corrections can include changes made to previous payments and removal of payments reportable in a previous tax year (spillover dividends). The year to date totals will accurately reflect your cumulative amount for the year.

Account Positions

Investment Description	Symbol/ CUSIP	Quantity	Current Price	Market Value	Purchase Date	Cost Basis	Average Cost	Unrealized Gain(Loss)	Estimated Income	Yield
Stocks - Cash										
ALCATEL LUCENT SPONSORED ADR	ALU	488	\$ 2.57	\$1,254.16	09/24/02	\$ 5,547.99	\$ 11.37	\$ (4,293.83)	\$	
DAYSTAR TECHNOLOGIES INC COM	DSTI	2,200	1.69	3,718.00	05/12/06	25,689.98	11.68	(21,971.98)		
Total Stocks				\$4,972.16		\$31,237.97		\$(26,265.81)	\$0.00	0.0%
Total Cash Account				\$4,972.16		\$31,237.97		\$(26,265.81)	\$0.00	0.0%

Money Market Deposit Account Interest Credited

Begin Date	Balance	Number of Days	Interest Rate	Interest Accrued	MTD Accrued	MTD PAID
10/01/08	\$ 294.75	31	0.0500	\$ 0.01	\$ 0.01	\$ 0.01
Total Interest Income						\$0.01

**Statement for Account # 872-678500**

10/01/08 - 10/31/08

Money Market Deposit Account Activity

Date Cleared	Check Number	Date Written	Transaction	Description	Tracking Code	Expense Code	Amount	Balance
Opening Balance								\$294.75
10/31/08		10/31/08	Received	Interest: Money Market Deposit Account			\$ 0.01	294.76
Closing Balance								\$294.76

TD Bank USA, N.A. Money Market Deposit Account ("MMDA") amounts reflected in your brokerage account are held by TD Bank USA, N.A. and are not covered by the Securities Investor Protection Corporation (SIPC) protection applicable to your brokerage account. The amount related to the MMDA FDIC-Sweep program is a FDIC insured product and is not held by the broker-dealer, and SIPC does not cover deposit client balances held in an FDIC-Sweep account. TD Bank USA, N.A. is a subsidiary of the Toronto-Dominion Bank. Toronto-Dominion Bank has an investment in TD AMERITRADE Holding Corporation publicly traded stock. TD AMERITRADE, Inc. is not responsible for the services or policies of TD Bank USA, N.A. The interest rate shown for the MMDA is taken from the applicable interest rate tier for the Market Value balance in the MMDA as of the statement closing date. Simple interest is accrued daily based on the interest rate tier applicable to each day's balance. Interest rates on MMDA are based on tiers as determined by balances held in those sweep vehicles as follows: \$.01 - \$4,999, \$5,000 - \$24,999, \$25,000 - \$99,999, \$100,000 - \$199,999, \$200,000 and above. The annual percentage yield earned for the statement period on MMDA balances is an annualized rate that reflects the relationship between the amount of interest actually earned in your accounts during the statement period and the average daily balance in the account for the period.

Important Information

Keep this statement for income tax purposes

An investment in a money market fund is not insured or guaranteed by the Federal Deposit Insurance Corporation (FDIC) or any other government agency. Although the funds seek to preserve the value of your investment at \$1.00 per share, it is possible to lose money by investing in a money market fund. Dividends are declared daily and paid/reinvested monthly. The prospectus contains this and other important information. Read the prospectus carefully before investing. Non-deposit investments held by your broker-dealer are NOT FDIC INSURED / NOT BANK GUARANTEED / MAY LOSE VALUE.

The above prices are provided only as a general guide to value your portfolio. Current quotations are available through TD AMERITRADE. Certificates of deposit are priced at market prices. Sale of bonds prior to maturity may result in a loss of principal. Mortgage backed positions are valued using the remaining balance and the current market price.

Non-Standard Assets: This statement shows all assets in your account including certain direct investments that may be held by a third party. TD AMERITRADE is not responsible for third-party information, including the valuation of certain non-standard assets. The price shown represents an estimated value that is provided by an annual report or other source. The estimated value of these assets may not be realized when you try to liquidate the position. Assets held by a third party are not covered by the Securities Investor Protection Corporation (SIPC)

Auction Rate Securities ("ARS") Pricing: TD AMERITRADE has consistently reflected the value of ARS positions in client accounts and on account statements at par. Par value may not be the same as the market price that could be obtained in the event of a sale. The ARS market is currently experiencing a lack of liquidity and, as a result, there can be no assurance that such securities can be sold under current market conditions. In the event of a failed auction, the coupon rate paid to holders is typically set to a predetermined rate specified in the offering documents for such securities.



Statement Reporting Period:

11/01/08 - 11/30/08


Statement for Account # 872-678500

CLAUDE SIMON
1204 SPRINGWOOD CHURCH RD
GIBSONVILLE, NC 27249-2646

Announcements:

HAVE A SENSE OF DIRECTION EVEN WHEN THE MARKET DOESN'T WITH A FREE TD AMERITRADE INVESTMENT CHECKUP. EXPLORE OPTIONS TO MEET YOUR GOALS. VISIT TDAMERITRADE.COM/CHECKUP OR YOUR NEAREST BRANCH OFFICE TODAY.

Portfolio Summary						
Investment	Current Value	Prior Value	Period Change	% Change	Estimated Income	Estimated Yield
Cash	\$ -	\$ -	\$ -	-	\$ -	-
MMDA	294.77	294.76	0.01	-	-	-
Money Market	-	-	-	-	-	-
Short Balance	-	-	-	-	-	-
Stocks	3,442.32	4,972.16	(1,529.84)	(30.8)%	-	-
Short Stocks	-	-	-	-	-	-
Fixed Income	-	-	-	-	-	-
Options	-	-	-	-	-	-
Short Options	-	-	-	-	-	-
Mutual Funds	-	-	-	-	-	-
Other	-	-	-	-	-	-
Total	\$3,737.09	\$5,266.92	(\$1,529.83)	(29.0)%	\$ 0.00	0.0%



Cash Activity Summary			Income & Expense Summary			Performance Summary	
	Current	YTD	Reportable	Non Reportable	YTD		YTD
Opening Balance	\$ 0.00	\$ -	Income			Cost Basis As Of - 11/30/08	\$31,237.97
Securities Purchased	-	-	Dividends	\$ -	\$ -	Unrealized Gains	-
Securities Sold	-	-	Interest	-	-	Unrealized Losses	(27,795.65)
Funds Deposited	-	-	Other	-	-	Funds Deposited/(Disbursed)	-
Funds Disbursed	-	-	Expense			Income/(Expense)	-
Income	-	-	Interest	-	-	Securities	
Expense	-	-	Fees	-	-	Received/(Delivered)	0.00
Other	-	-	Other	-	-		
Closing Balance	\$ 0.00	\$0.00	Net	\$0.00	\$0.00		

Statement for Account # 872-678500

11/01/08 - 11/30/08

Apex Savings

Your Apex status continues to save you money. You saved an estimated \$2.00 in service fees this month.
Free access to NASDAQ Level II, Streaming News and Advanced Analyzer saves you \$59.97 per month in subscription fees.

Income Summary Detail*

Description	Current	Year to Date
MMDA Interest	\$ 0.01	\$ 0.11

*This section displays current and year to date taxation values for this account. The current totals may not equate to the total payments listed on this statement as corrections to tax reporting may also be included. These corrections can include changes made to previous payments and removal of payments reportable in a previous tax year (spillover dividends). The year to date totals will accurately reflect your cumulative amount for the year.

Account Positions

Investment Description	Symbol/ CUSIP	Quantity	Current Price	Market Value	Purchase Date	Cost Basis	Average Cost	Unrealized Gain(Loss)	Estimated Income	Yield
Stocks - Cash										
ALCATEL LUCENT SPONSORED ADR	ALU	488	\$ 2.14	\$1,044.32	09/24/02	\$ 5,547.99	\$ 11.37	\$ (4,503.67)	\$	
DAYSTAR TECHNOLOGIES INC COM	DSTI	2,200	1.09	2,398.00	05/12/06	25,689.98	11.68	(23,291.98)		
Total Stocks				\$3,442.32		\$31,237.97		\$(27,795.65)	\$0.00	0.0%
Total Cash Account				\$3,442.32		\$31,237.97		\$(27,795.65)	\$0.00	0.0%

Money Market Deposit Account Interest Credited

Begin Date	Balance	Number of Days	Interest Rate	Interest Accrued	MTD Accrued	MTD PAID
11/01/08	\$ 294.76	30	0.0500	\$ 0.01	\$ 0.01	\$ 0.01
Total Interest Income						\$0.01

**Statement for Account # 872-678500**

11/01/08 - 11/30/08

Money Market Deposit Account Activity

Date Cleared	Check Number	Date Written	Transaction	Description	Tracking Code	Expense Code	Amount	Balance
Opening Balance								\$294.76
11/28/08		11/28/08	Received	Interest: Money Market Deposit Account			\$ 0.01	294.77
Closing Balance								\$294.77

TD Bank USA, N.A. Money Market Deposit Account ("MMDA") amounts reflected in your brokerage account are held by TD Bank USA, N.A. and are not covered by the Securities Investor Protection Corporation (SIPC) protection applicable to your brokerage account. The amount related to the MMDA FDIC-Sweep program is a FDIC insured product and is not held by the broker-dealer, and SIPC does not cover deposit client balances held in an FDIC-Sweep account. TD Bank USA, N.A. is a subsidiary of the Toronto-Dominion Bank. Toronto-Dominion Bank has an investment in TD AMERITRADE Holding Corporation publicly traded stock. TD AMERITRADE, Inc. is not responsible for the services or policies of TD Bank USA, N.A. The interest rate shown for the MMDA is taken from the applicable interest rate tier for the Market Value balance in the MMDA as of the statement closing date. Simple interest is accrued daily based on the interest rate tier applicable to each day's balance. Interest rates on MMDA are based on tiers as determined by balances held in those sweep vehicles as follows: \$0.01 - \$4,999, \$5,000 - \$24,999, \$25,000 - \$99,999, \$100,000 - \$199,999, \$200,000 and above. The annual percentage yield earned for the statement period on MMDA balances is an annualized rate that reflects the relationship between the amount of interest actually earned in your accounts during the statement period and the average daily balance in the account for the period.

Important Information

Keep this statement for income tax purposes

An investment in a money market fund is not insured or guaranteed by the Federal Deposit Insurance Corporation (FDIC) or any other government agency. Although the funds seek to preserve the value of your investment at \$1.00 per share, it is possible to lose money by investing in a money market fund. Dividends are declared daily and paid/reinvested monthly. The prospectus contains this and other important information. Read the prospectus carefully before investing. Non-deposit investments held by your broker-dealer are NOT FDIC INSURED / NOT BANK GUARANTEED / MAY LOSE VALUE.

The above prices are provided only as a general guide to value your portfolio. Current quotations are available through TD AMERITRADE. Certificates of Deposit are priced at market prices. Sale of bonds prior to maturity may result in a loss of principal. Mortgage backed positions are valued using the remaining balance and the current market price.

Non-Standard Assets: This statement shows all assets in your account including certain direct investments that may be held by a third party. TD AMERITRADE is not responsible for third-party information, including the valuation of certain non-standard assets. The price shown represents an estimated value that is provided by an annual report or other source. The estimated value of these assets may not be realized when you try to liquidate the position. Assets held by a third party are not covered by the Securities Investor Protection Corporation (SIPC)

Auction Rate Securities ("ARS") Pricing: TD AMERITRADE has consistently reflected the value of ARS positions in client accounts and on account statements at par. Par value may not be the same as the market price that could be obtained in the event of a sale. The ARS market is currently experiencing a lack of liquidity and, as a result, there can be no assurance that such securities can be sold under current market conditions. In the event of a failed auction, the coupon rate paid to holders is typically set to a predetermined rate specified in the offering documents for such securities.



Statement Reporting Period:

12/01/08 - 12/31/08

Statement for Account # 872-678500

CLAUDE SIMON
1204 SPRINGWOOD CHURCH RD
GIBSONVILLE, NC 27249-2646

Announcements:

ROLL OVER YOUR OLD 401(K) TO A
TD AMERITRADE EASY IRA.
NO FEES. NO HASSLES. PLUS A
FREE RETIREMENT CHECKUP.
VISIT A BRANCH NEAR YOU OR FIND
OUT MORE AT TDAMERITRADE.COM

Portfolio Summary						
Investment	Current Value	Prior Value	Period Change	% Change	Estimated Income	Estimated Yield
Cash	\$ -	\$ -	\$ -	-	\$ -	-
MMDA	294.78	294.77	0.01	-	-	-
Money Market	-	-	-	-	-	-
Short Balance	-	-	-	-	-	-
Stocks	3,117.20	3,442.32	(325.12)	(9.4)%	-	-
Short Stocks	-	-	-	-	-	-
Fixed Income	-	-	-	-	-	-
Options	-	-	-	-	-	-
Short Options	-	-	-	-	-	-
Mutual Funds	-	-	-	-	-	-
Other	-	-	-	-	-	-
Total	\$3,411.98	\$3,737.09	(\$325.11)	(8.7)%	\$ 0.00	0.0%



Cash Activity Summary			Income & Expense Summary			Performance Summary	
	Current	YTD	Reportable	Non Reportable	YTD		YTD
Opening Balance	\$ 0.00	\$ -	Income			Cost Basis As Of - 12/31/08	\$31,237.97
Securities Purchased	-	-	Dividends	\$ -	\$ -	Unrealized Gains	-
Securities Sold	-	-	Interest	-	-	Unrealized Losses	(28,120.77)
Funds Deposited	-	-	Other	-	-	Funds Deposited/(Disbursed)	-
Funds Disbursed	-	-	Expense			Income/(Expense)	-
Income	-	-	Interest	-	-	Securities	
Expense	-	-	Fees	-	-	Received/(Delivered)	0.00
Other	-	-	Other	-	-		
Closing Balance	\$ 0.00	\$0.00	Net	\$0.00	\$0.00		

Statement for Account # 872-678500

12/01/08 - 12/31/08

Apex Savings

Your Apex status continues to save you money. You saved an estimated \$2.00 in service fees this month.
Free access to NASDAQ Level II, Streaming News and Advanced Analyzer saves you \$59.97 per month in subscription fees.

Income Summary Detail*

Description	Current	Year to Date
MMDA Interest	\$ 0.01	\$ 0.12

*This section displays current and year to date taxation values for this account. The current totals may not equate to the total payments listed on this statement as corrections to tax reporting may also be included. These corrections can include changes made to previous payments and removal of payments reportable in a previous tax year (spillover dividends). The year to date totals will accurately reflect your cumulative amount for the year.

Account Positions

Investment Description	Symbol/ CUSIP	Quantity	Current Price	Market Value	Purchase Date	Cost Basis	Average Cost	Unrealized Gain(Loss)	Estimated Income	Yield
Stocks - Cash										
ALCATEL LUCENT SPONSORED ADR	ALU	488	\$ 2.15	\$1,049.20	09/24/02	\$ 5,547.99	\$ 11.37	\$ (4,498.79)		
DAYSTAR TECHNOLOGIES INC COM	DSTI	2,200	0.94	2,068.00	05/12/06	25,689.98	11.68	(23,621.98)		
Total Stocks				\$3,117.20		\$31,237.97		\$(28,120.77)	\$0.00	0.0%
Total Cash Account				\$3,117.20		\$31,237.97		\$(28,120.77)	\$0.00	0.0%

Money Market Deposit Account Interest Credited

Begin Date	Balance	Number of Days	Interest Rate	Interest Accrued	MTD Accrued	MTD PAID
12/01/08	\$ 294.77	31	0.0500	\$ 0.01	\$ 0.01	\$ 0.01
Total Interest Income						\$0.01

**Statement for Account # 872-678500**

12/01/08 - 12/31/08

Money Market Deposit Account Activity

Date Cleared	Check Number	Date Written	Transaction	Description	Tracking Code	Expense Code	Amount	Balance
Opening Balance								\$294.77
12/31/08		12/31/08	Received	Interest: Money Market Deposit Account			\$ 0.01	294.78
Closing Balance								\$294.78

TD Bank USA, N.A. Money Market Deposit Account ("MMDA") amounts reflected in your brokerage account are held by TD Bank USA, N.A. and are not covered by the Securities Investor Protection Corporation (SIPC) protection applicable to your brokerage account. The amount related to the MMDA FDIC-Sweep program is a FDIC insured product and is not held by the broker-dealer, and SIPC does not cover deposit client balances held in an FDIC-Sweep account. TD Bank USA, N.A. is a subsidiary of the Toronto-Dominion Bank. Toronto-Dominion Bank has an investment in TD AMERITRADE Holding Corporation publicly traded stock. TD AMERITRADE, Inc. is not responsible for the services or policies of TD Bank USA, N.A. The interest rate shown for the MMDA is taken from the applicable interest rate tier for the Market Value balance in the MMDA as of the statement closing date. Simple interest is accrued daily based on the interest rate tier applicable to each day's balance. Interest rates on MMDA are based on tiers as determined by balances held in those sweep vehicles as follows: \$0.01 - \$4,999, \$5,000 - \$24,999, \$25,000 - \$99,999, \$100,000 - \$199,999, \$200,000 and above. The annual percentage yield earned for the statement period on MMDA balances is an annualized rate that reflects the relationship between the amount of interest actually earned in your accounts during the statement period and the average daily balance in the account for the period.

Important Information

Keep this statement for income tax purposes

An investment in a money market fund is not insured or guaranteed by the Federal Deposit Insurance Corporation (FDIC) or any other government agency. Although the funds seek to preserve the value of your investment at \$1.00 per share, it is possible to lose money by investing in a money market fund. Dividends are declared daily and paid/reinvested monthly. The prospectus contains this and other important information. Read the prospectus carefully before investing. Non-deposit investments held by your broker-dealer are NOT FDIC INSURED / NOT BANK GUARANTEED / MAY LOSE VALUE.

The above prices are provided only as a general guide to value your portfolio. Current quotations are available through TD AMERITRADE. Certificates of Deposit are priced at market prices. Sale of bonds prior to maturity may result in a loss of principal. Mortgage backed positions are valued using the remaining balance and the current market price.

Non-Standard Assets: This statement shows all assets in your account including certain direct investments that may be held by a third party. TD AMERITRADE is not responsible for third-party information, including the valuation of certain non-standard assets. The price shown represents an estimated value that is provided by an annual report or other source. The estimated value of these assets may not be realized when you try to liquidate the position. Assets held by a third party are not covered by the Securities Investor Protection Corporation (SIPC)

Auction Rate Securities ("ARS") Pricing: TD AMERITRADE has consistently reflected the value of ARS positions in client accounts and on account statements at par. Par value may not be the same as the market price that could be obtained in the event of a sale. The ARS market is currently experiencing a lack of liquidity and, as a result, there can be no assurance that such securities can be sold under current market conditions. In the event of a failed auction, the coupon rate paid to holders is typically set to a predetermined rate specified in the offering documents for such securities.